



- (51) International Patent Classification:
C07C 53/134 (2006.01) C07C 13/06 (2006.01)
C07C 49/39 (2006.01)
- (21) International Application Number:
PCT/US2013/042897
- (22) International Filing Date:
28 May 2013 (28.05.2013)
- (25) Filing Language: English
- (26) Publication Language: English
- (30) Priority Data:
61/651,752 25 May 2012 (25.05.2012) US
61/702,782 19 September 2012 (19.09.2012) US
- (71) Applicant: NUTECH VENTURES [US/US]; 1320 Q Street, Lincoln, Nebraska 68508 (US).
- (72) Inventors: SITTIWONG, Wantanee; 1617 F St., Apt. #18, Lincoln, Nebraska 68508 (US). DUSSAULT, Patrick H.; 130 W. Winfield, Lincoln, Nebraska 68512 (US). BARLETTA, Raul; 6623 Shenandoah Ct, Lincoln, Neb-

raska 68510 (US). POWERS, Robert; 5931 Cross Creek Rd., Lincoln, Nebraska 68516 (US).

- (74) Agents: FOLLETT, Angela, D. et al.; Fish & Richardson P.C., P.O. Box 1022, Minneapolis, Minnesota 55440-1022 (US).
- (81) Designated States (unless otherwise indicated, for every kind of national protection available): AE, AG, AL, AM, AO, AT, AU, AZ, BA, BB, BG, BH, BN, BR, BW, BY, BZ, CA, CH, CL, CN, CO, CR, CU, CZ, DE, DK, DM, DO, DZ, EC, EE, EG, ES, FI, GB, GD, GE, GH, GM, GT, HN, HR, HU, ID, IL, IN, IS, JP, KE, KG, KN, KP, KR, KZ, LA, LC, LK, LR, LS, LT, LU, LY, MA, MD, ME, MG, MK, MN, MW, MX, MY, MZ, NA, NG, NI, NO, NZ, OM, PA, PE, PG, PH, PL, PT, QA, RO, RS, RU, RW, SC, SD, SE, SG, SK, SL, SM, ST, SV, SY, TH, TJ, TM, TN, TR, TT, TZ, UA, UG, US, UZ, VC, VN, ZA, ZM, ZW.
- (84) Designated States (unless otherwise indicated, for every kind of regional protection available): ARIPO (BW, GH, GM, KE, LR, LS, MW, MZ, NA, RW, SD, SL, SZ, TZ, UG, ZM, ZW), Eurasian (AM, AZ, BY, KG, KZ, RU, TJ,

[Continued on next page]

- (54) Title: AMPHIPHILIC CYCLOBUTENES AND CYCLOBUTANES

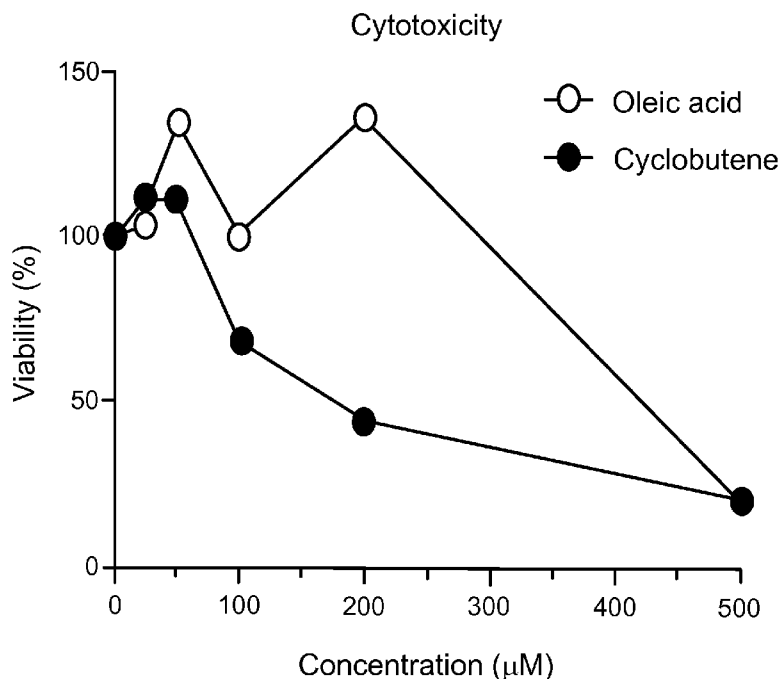


FIG. 4

(57) Abstract: This disclosure relates to amphiphilic compounds containing a cyclobutene or cyclobutane moiety. In some embodiments, the compounds are useful for treating infection by Mycobacterium such as Mycobacterium tuberculosis. Cyclobutene containing compounds are also useful as monomers in the preparation of amphiphilic polymers.

TM), European (AL, AT, BE, BG, CH, CY, CZ, DE, DK, EE, ES, FI, FR, GB, GR, HR, HU, IE, IS, IT, LT, LU, LV, MC, MK, MT, NL, NO, PL, PT, RO, RS, SE, SI, SK, SM, TR), OAPI (BF, BJ, CF, CG, CI, CM, GA, GN, GQ, GW, KM, ML, MR, NE, SN, TD, TG).

Published:

- *with international search report (Art. 21(3))*
- *before the expiration of the time limit for amending the claims and to be republished in the event of receipt of amendments (Rule 48.2(h))*

Amphiphilic Cyclobutenes and Cyclobutanes

CROSS-REFERENCE TO RELATED APPLICATIONS

This application claims priority to U.S. Application Serial Nos. 61/651,752, filed on May 25, 2012, and 61/702,782, filed September 19, 2012, both of which are incorporated by reference in their entireties herein.

TECHNICAL FIELD

This disclosure relates to amphiphilic compounds containing a cyclobutene or cyclobutane moiety. In some embodiments, the compounds are useful for treating infection by mycobacterium such as *Mycobacterium tuberculosis*. Cyclobutene containing compounds are also useful as monomers in the preparation of amphiphilic polymers.

BACKGROUND

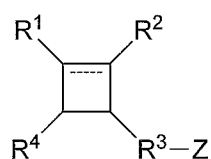
Tuberculosis resulting from infection by *Mycobacterium tuberculosis* (*M. tb*) poses a significant disease threat. Based on skin test reactivity, it is estimated that one-third of the world's population has been exposed, resulting annually in approximately nine million cases and 1.4 million deaths (2010 data) (see Raviglione, M. et al. *Lancet* **2012**, 379, 1902-1913). The current vaccine, *M. bovis* BCG, yields inconsistent protection and can interfere with diagnostic skin tests. Although numerous candidate vaccines are being tested, their overall safety and efficacy has not been established. Although a number of therapeutic agents have been developed, current treatment regimens require patients to take multiple drugs over a period of months. This, combined with significant drug side effects, commonly results in patient noncompliance leading to relapses and the emergence of drug resistance;³ a high fraction of active cases involve multi-drug resistant (MDR, XDR) strains.

SUMMARY

It is believed that much of the hardness and drug resistance of mycobacteria are due to an unusually thick lipid cell wall containing a significant proportion of mycolic

acids, a unique class of C₅₄-C₆₃ branched-chain fatty acids. A number of existing treatments for *M. tb*, exemplified by isoniazid and ethionamide, inhibit mycolic acid biosynthesis. Mycobacteria incorporate C₁₆ and C₁₈ fatty acids as biosynthetic feedstocks. The compounds provided herein mimic these feedstocks and the uptake of these specifically functionalized fatty acids is thought to inhibit downstream mycolic acid biosynthesis, leading to virulence-attenuating or even lethal alterations in the mycobacterial cell wall structure.

Provided herein are compounds of Formula (I):



or a pharmaceutically acceptable salt thereof,

wherein:

----- represents an optionally present double bond;

R¹ and R² are independently selected from the group consisting of: H, halo, OR⁵, and =O;

R³ is absent or is an optionally substituted C₁-C₄₀ alkyl;

R⁴ is H or an optionally substituted C₁-C₄₀ alkyl; and

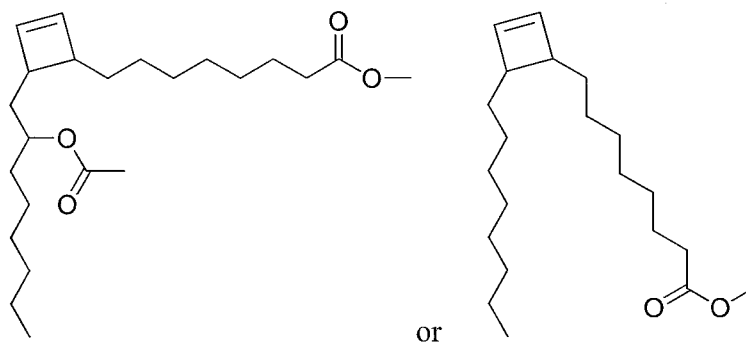
Z is selected from the group consisting of: COR⁶, CO₂R⁶, NHC(O)NR⁶R⁷, CONR⁶, OCOR⁶, OR⁶, SR⁶, NR⁶R⁷, and OPO₃R⁶;

R⁵ is H or C₁-C₆ alkyl;

R⁶ and R⁷ are independently H or C₁-C₆ alkyl;

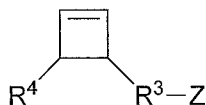
wherein the hydrocarbon backbone formed by R⁴ and R³-Z is amphiphilic,

with the proviso that the compound of Formula (I) is not:



In some embodiments, the compound provided herein can be used in a method for treating a mycobacterial infection in a patient, the method comprising administering to the patient a therapeutically effective amount of a compound of Formula (I) or a pharmaceutically acceptable salt thereof. For example, a compound provided herein can be used to treat a mycobacterial infection such as *M. tuberculosis*.

Further provided herein are polymers prepared from a compound of Formula (IV):



or a pharmaceutically acceptable salt thereof,

wherein:

R^3 is absent or is an optionally substituted C_1 – C_{40} alkyl;

R^4 is H or an optionally substituted C_1 – C_{40} alkyl; and

Z is selected from the group consisting of: COR^6 , CO_2R^6 , $NHC(O)NR^6R^7$, $CONR^6$, $OCOR^6$, OR^6 , SR^6 , NR^6R^7 , and OPO_3R^6 ;

R^5 is H or C_1 – C_6 alkyl;

R^6 and R^7 are independently H or C_1 – C_6 alkyl;

wherein the hydrocarbon backbone formed by R^4 and R^3 -Z is amphiphilic.

For example, a compound of Formula (IV) can be prepared by reacting an unsaturated fatty acid or derivative thereof having a backbone comprising at least one carbon-carbon double bond with dihaloketene to achieve a stereospecific cycloaddition across the at least one carbon-carbon double bond, thereby yielding a cycloketone-

containing fatty acid derivative comprising a cycloketone along the backbone, wherein the cycloketone comprises at least four carbon atoms, with at least two of the at least four carbon atoms being part of the backbone of the cycloketone-containing fatty acid derivative; reducing the cycloketone-containing fatty acid derivative to yield an amphiphilic cycloalkene-containing fatty acid derivative having a hydrophobic end, a hydrophilic end, and a backbone therebetween comprising a cycloalkene, wherein the cycloalkene comprises at least four carbon atoms, with at least two of the four carbon atoms being part of the backbone of the amphiphilic cycloalkene-containing fatty acid derivative.

In some embodiments, a multiplicity of compounds of Formula (IV) can be polymerized to yield a polymer comprising carbon-carbon double bonds. In some such embodiments, the polymerization can further include hydrogenating the carbon-carbon double bonds of the polymer; cleaving at least some of the carbon-carbon double bonds in the polymer via oxidation to yield monomeric products; cross-linking the amphiphilic cycloalkene-containing fatty acid derivatives via the carbon-carbon double bond in the cycloalkene; ring-opening metathesis reactions; aligning the backbones of the multiplicity of the amphiphilic cycloalkene-containing fatty acid derivatives before polymerizing the multiplicity of the amphiphilic cycloalkene-containing fatty acid derivatives; polymerizing via click-chemistry; and mixtures thereof.

Unless otherwise defined, all technical and scientific terms used herein have the same meaning as commonly understood by one of ordinary skill in the art to which this invention belongs. Methods and materials are described herein for use in the present invention; other, suitable methods and materials known in the art can also be used. The materials, methods, and examples are illustrative only and not intended to be limiting. All publications, patent applications, patents, sequences, database entries, and other references mentioned herein are incorporated by reference in their entirety. In case of conflict, the present specification, including definitions, will control.

Other features and advantages of the invention will be apparent from the following detailed description and figures, and from the claims.

DESCRIPTION OF DRAWINGS

FIG. 1 illustrates the thermal stability of cyclobutene **1**. y axis is weight in mg for the lower line and heat flow endo down in mW for top line.

FIG. 2 shows 1D ¹H NMR spectra of compounds (A) **1** and (B) **8** that were inspected for evidence of micelle formation (peak broadening) by comparing peak widths relative to TMSP (standard). Peak widths for compound **1** exhibited potential micelle formation or aggregation over the range of tested concentrations (highlighted region). No micelle formation was observed for compound **8** over the concentrations of 100 μM, 500 μM, 750 μM, and 1000 μM.

FIG. 3 shows the minimum inhibitory concentrations (MICs) of eleven analogs against *M. smeg.* (mc2155) and *M. tb* (CDC1551 and H37Rv).

FIG. 4 illustrates the cytotoxicity of **1** measured in RAW 264.7 cells.

DETAILED DESCRIPTION

Definitions

For the terms “for example” and “such as,” and grammatical equivalences thereof, the phrase “and without limitation” is understood to follow unless explicitly stated otherwise. As used herein, the term “about” is meant to account for variations due to experimental error. All measurements reported herein are understood to be modified by the term “about”, whether or not the term is explicitly used, unless explicitly stated otherwise. As used herein, the singular forms “a,” “an,” and “the” include plural referents unless the context clearly dictates otherwise.

The term “alkyl” includes straight-chain alkyl groups (e.g., methyl, ethyl, propyl, butyl, pentyl, hexyl, heptyl, octyl, nonyl, decyl, *etc.*) and branched-chain alkyl groups (e.g., isopropyl, tert-butyl, isobutyl, *etc.*). In certain embodiments, a straight chain or branched chain alkyl has twelve or fewer carbon atoms in its backbone (e.g., C₁-C₁₂ for straight chain; C₃-C₁₂ for branched chain). The term C₁-C₁₂ includes alkyl groups containing 1 to 12 carbon atoms.

The term “alkenyl” includes aliphatic groups that may or may not be substituted, as described above for alkyls, containing at least one double bond and at least two carbon

atoms. For example, the term “alkenyl” includes straight-chain alkenyl groups (e.g., ethenyl, propenyl, butenyl, pentenyl, hexenyl, heptenyl, octenyl, nonenyl, and decenyl) and branched-chain alkenyl groups. In certain embodiments, a straight chain or branched chain alkenyl group has twelve or fewer carbon atoms in its backbone (e.g., C₂-C₁₂ for straight chain; C₃-C₁₂ for branched chain). The term C₂-C₁₂ includes alkenyl groups containing 2 to 12 carbon atoms.

The term “alkynyl” includes unsaturated aliphatic groups analogous in length and possible substitution to the alkyls described above, but which contain at least one triple bond and two carbon atoms. For example, the term “alkynyl” includes straight-chain alkynyl groups (e.g., ethynyl, propynyl, butynyl, pentynyl, hexynyl, heptynyl, octynyl, nonynyl, and decynyl) and branched-chain alkynyl groups. In certain embodiments, a straight chain or branched chain alkynyl group has twelve or fewer carbon atoms in its backbone (e.g., C₂-C₁₂ for straight chain; C₃-C₁₂ for branched chain). The term C₂-C₁₂ includes alkynyl groups containing 2 to 12 carbon atoms.

The term “alkoxy” is used in its conventional sense, and refers to alkyl groups linked to molecules via an oxygen atom. In some embodiments, an alkoxy has twelve or fewer carbon atoms in its backbone (e.g., a C₁-C₁₂ alkoxy). For example, C₁-C₁₀, C₁-C₈, C₁-C₆, C₁-C₄, C₁-C₃, or C₁-C₂. Non-limiting examples of an alkoxy group include methoxy, ethoxy, propoxy, butoxy, and hexoxy.

The terms “halo” or “halogen”, used alone or in combination with other terms, refers to fluoro, chloro, bromo and iodo.

The term “haloalkyl” refers to an alkyl group in which one or more of the hydrogen atoms has been replaced by a halogen atom. The term “C_n-C_m haloalkyl” refers to a C_n-C_m alkyl group having n to m carbon atoms, and from at least one up to {2(n to m)+1} halogen atoms, which may either be the same or different. In some embodiments, the halogen atoms are fluoro atoms. In some embodiments, the haloalkyl group has 1 to 6 or 1 to 4 carbon atoms. Example haloalkyl groups include CF₃, C₂F₅, CHF₂, CCl₃, CHCl₂, C₂Cl₅ and the like. In some embodiments, the haloalkyl group is a fluoroalkyl group.

The term “haloalkoxy”, employed alone or in combination with other terms, refers to a group of formula -O-haloalkyl, wherein the haloalkyl group is as defined

above. The term “C_n-C_m haloalkoxy” refers to a haloalkoxy group, the haloalkyl group of which has n to m carbons. Example haloalkoxy groups include trifluoromethoxy and the like. In some embodiments, the haloalkoxy group has 1 to 6, 1 to 4, or 1 to 3 carbon atoms.

The term “amino” refers to a group of formula –NH₂.

The term “carbamyl” refers to a group of formula –C(O)NH₂.

The term “carbonyl”, employed alone or in combination with other terms, refers to a -C(=O)- group, which also may be written as C(O).

The term “oxo” refers to oxygen as a divalent substituent, forming a carbonyl group, or attached to a heteroatom forming a sulfoxide or sulfone group, or an *N*-oxide group.

The term “aromatic” refers to a carbocycle or heterocycle having one or more polyunsaturated rings having aromatic character (*i.e.*, having $(4n + 2)$ delocalized π (pi) electrons where n is an integer).

The term “carbocyclyl” includes a cyclic aliphatic group which may be saturated or unsaturated. For example, carbocyclyl groups include cyclopropyl, cyclopentyl, cyclohexyl, cycloheptyl, and cyclooctyl. In some embodiments, carbocyclyls have from 3-8 carbon atoms in their ring structure, for example, they can have 3, 4, 5 or 6 carbons in the ring structure.

In general, the term “aryl” includes groups, including 5- and 6-membered single-ring aromatic groups, such as benzene and phenyl. Furthermore, the term “aryl” includes multicyclic aryl groups, e.g., tricyclic, bicyclic, such as naphthalene and anthracene.

The term “heteroaryl” includes groups, including 5- and 6- membered single-ring aromatic groups, that have from one to four heteroatoms, for example, pyrrole, furan, thiophene, thiazole, isothiazole, imidazole, triazole, tetrazole, pyrazole, oxazole, isooxazole, pyridine, pyrazine, pyridazine, and pyrimidine, and the like. Furthermore, the term “heteroaryl” includes multicyclic heteroaryl groups, e.g., tricyclic, bicyclic, such as benzoxazole, benzodioxazole, benzothiazole, benzoimidazole, benzothiophene, methylenedioxyphenyl, quinoline, isoquinoline, naphthyridine, indole, benzofuran, purine, benzofuran, quinazoline, deazapurine, indazole, or indolizine.

The term “heterocyclyl” includes non-aromatic groups, including but not limited to, 3- to 10-membered single or multiple non-aromatic rings having one to five heteroatoms, for example, oxetane, piperazine, pyrrolidine, piperidine, or homopiperazine.

The term “substituted” means that an atom or group of atoms replaces hydrogen as a “substituent” attached to another group. For aryl and heteroaryl groups, the term “substituted”, unless otherwise indicated, refers to any level of substitution, namely mono, di, tri, tetra, or penta substitution, where such substitution is permitted. The substituents are independently selected, and substitution may be at any chemically accessible position. In some cases, two sites of substitution may come together to form a 3-10 membered carbocyclyl or heterocyclyl ring.

Substituents include, but are not limited to, Cy^1 , C_{1-6} alkyl, C_{2-6} alkenyl, C_{2-6} alkynyl, halo, C_{1-6} haloalkyl, CN, NO_2 , OR^{al} , SR^{al} , $C(O)R^{bl}$, $C(O)NR^{cl}R^{dl}$, $C(O)OR^{al}$, $OC(O)R^{bl}$, $OC(O)NR^{cl}R^{dl}$, $C(=NR^{el})NR^{cl}R^{dl}$, $NR^{cl}C(=NR^{el})NR^{cl}R^{dl}$, $NR^{cl}R^{dl}$, $NR^{cl}C(O)R^{bl}$, $NR^{cl}C(O)OR^{al}$, $NR^{cl}C(O)NR^{cl}R^{dl}$, $NR^{cl}S(O)R^{bl}$, $NR^{cl}S(O)_2R^{bl}$, $NR^{cl}S(O)_2NR^{cl}R^{dl}$, $S(O)R^{bl}$, $S(O)NR^{cl}R^{dl}$, $S(O)_2R^{bl}$ and $S(O)_2NR^{cl}R^{dl}$;


each Cy^1 is independently C_{6-10} aryl, C_{3-10} carbocyclyl, 5-10 membered heteroaryl or 4-10 membered heterocyclyl, each of which is unsubstituted or substituted by 1, 2, 3, 4 or 5 substituents independently selected from C_{1-6} alkyl, C_{2-6} alkenyl, C_{2-6} alkynyl, halo, CN, NO_2 , OR^{al} , SR^{al} , $C(O)R^{bl}$, $C(O)NR^{cl}R^{dl}$, $C(O)OR^{al}$, $OC(O)R^{bl}$, $OC(O)NR^{cl}R^{dl}$, $C(=NR^{el})NR^{cl}R^{dl}$, $NR^{cl}C(=NR^{el})NR^{cl}R^{dl}$, $NR^{cl}R^{dl}$, $NR^{cl}C(O)R^{bl}$, $NR^{cl}C(O)OR^{al}$, $NR^{cl}C(O)NR^{cl}R^{dl}$, $NR^{cl}S(O)R^{bl}$, $NR^{cl}S(O)_2R^{bl}$, $NR^{cl}S(O)_2NR^{cl}R^{dl}$, $S(O)R^{bl}$, $S(O)NR^{cl}R^{dl}$, $S(O)_2R^{bl}$, $S(O)_2NR^{cl}R^{dl}$ and oxo;

each R^{al} , R^{bl} , R^{cl} , R^{dl} , is independently selected from H, C_{1-6} alkyl, C_{1-4} haloalkyl, C_{2-6} alkenyl, C_{2-6} alkynyl, C_{6-10} aryl, C_{3-10} carbocyclyl, 5-10 membered heteroaryl, 4-10 membered heterocyclyl, C_{6-10} aryl- C_{1-4} alkyl, C_{3-10} carbocyclyl- C_{1-4} alkyl, (5-10 membered heteroaryl)- C_{1-4} alkyl or (4-10 membered heterocyclyl)- C_{1-4} alkyl, wherein said C_{1-6} alkyl, C_{2-6} alkenyl, C_{2-6} alkynyl, C_{6-10} aryl, C_{3-10} carbocyclyl, 5-10 membered heteroaryl, 4-10 membered heterocyclyl, C_{6-10} aryl- C_{1-4} alkyl, C_{3-10} carbocyclyl- C_{1-4} alkyl, (5-10 membered heteroaryl)- C_{1-4} alkyl and (4-10 membered

heterocyclyl)-C₁₋₄ alkyl is optionally substituted with 1, 2, 3, 4, or 5 substituents independently selected from C₁₋₄ alkyl, C₁₋₄ haloalkyl, halo, CN, OR^{a4}, SR^{a4}, C(O)R^{b4}, C(O)NR^{c4}R^{d4}, C(O)OR^{a4}, OC(O)R^{b4}, OC(O)NR^{c4}R^{d4}, NR^{c4}R^{d4}, NR^{c4}C(O)R^{b4}, NR^{c4}C(O)NR^{c4}R^{d4}, NR^{c4}C(O)OR^{a4}, C(=NR^{c4})NR^{c4}R^{d4}, NR^{c4}C(=NR^{c4})NR^{c4}R^{d4}, S(O)R^{b4}, S(O)NR^{c4}R^{d4}, S(O)₂R^{b4}, NR^{c4}S(O)₂R^{b4}, NR^{c4}S(O)₂NR^{c4}R^{d4} and S(O)₂NR^{c4}R^{d4};

each R^{a4}, R^{b4}, R^{c4} and R^{d4} is independently selected from H, C₁₋₄ alkyl, C₁₋₄ haloalkyl, C₂₋₄ alkenyl and C₂₋₄ alkynyl, wherein said C₁₋₄ alkyl, C₂₋₄ alkenyl, and C₂₋₄ alkynyl, is optionally substituted with 1, 2, or 3 substituents independently selected from OH, CN, amino, halo, C₁₋₄ alkyl, C₁₋₄ alkoxy, C₁₋₄ alkylthio, C₁₋₄ alkylamino, di(C₁₋₄ alkyl)amino, C₁₋₄ haloalkyl, and C₁₋₄ haloalkoxy.

Where substituent groups are specified by their conventional chemical formulas, written from left to right, they equally encompass the chemically identical substituents that would result from writing the structure from right to left, for example, —CH₂O— is equivalent to —OCH₂—. In some embodiments, one or more substituents can be a group reactive with a biologically active molecule or a detectable agent.

As used herein, chemical structures which contain one or more stereocenters depicted with dashed and bold bonds (*i.e.*, ) are meant to indicate absolute stereochemistry of the stereocenter(s) present in the chemical structure. As used herein, bonds symbolized by a simple line do not indicate a stereo-preference. Unless otherwise indicated, chemical structures, which include one or more stereocenters, illustrated herein without indicating absolute or relative stereochemistry encompass all possible stereoisomeric forms of the compound (e.g., diastereomers, enantiomers) and mixtures thereof (e.g., racemic mixtures). Structures with a single bold or dashed line, and at least one additional simple line, encompass a single enantiomeric series of all possible diastereomers.

Resolution of racemic mixtures of compounds can be carried out by any of numerous methods known in the art. An exemplary method includes fractional recrystallization using a chiral resolving acid which is an optically active, salt-forming organic acid. Suitable resolving agents for fractional recrystallization methods are, for example, optically active acids, such as the D and L forms of tartaric acid, diacetyltartaric

acid, dibenzoyltartaric acid, mandelic acid, malic acid, lactic acid, or the various optically active camphorsulfonic acids such as camphorsulfonic acid. Other resolving agents suitable for fractional crystallization methods include stereoisomerically pure forms of methylbenzylamine (e.g., *S* and *R* forms, or diastereomerically pure forms), 2-phenylglycinol, norephedrine, ephedrine, N-methylephedrine, cyclohexylethylamine, 1,2-diaminocyclohexane, and the like.

Resolution of racemic mixtures can also be carried out by elution on a column packed with an optically active resolving agent (e.g., dinitrobenzoylphenylglycine). Suitable elution solvent compositions can be determined by one skilled in the art.

The phrase “pharmaceutically acceptable” is employed herein to refer to those compounds, materials, compositions, and/or dosage forms which are, within the scope of sound medical judgment, suitable for use in contact with the tissues of human beings and animals without excessive toxicity, irritation, allergic response, or other problem or complication, commensurate with a reasonable benefit/risk ratio.

The term “salt” includes any ionic form of a compound and one or more counter-ionic species (cations and/or anions). Salts also include zwitterionic compounds (*i.e.*, a molecule containing one more cationic and anionic species, e.g., zwitterionic amino acids). Counter ions present in a salt can include any cationic, anionic, or zwitterionic species. Exemplary anions include, but are not limited to: chloride, bromide, iodide, nitrate, sulfate, bisulfate, sulfite, bisulfite, phosphate, acid phosphate, perchlorate, chlorate, chlorite, hypochlorite, periodate, iodate, iodite, hypoiodite, carbonate, bicarbonate, isonicotinate, acetate, trichloroacetate, trifluoroacetate, lactate, salicylate, citrate, tartrate, pantothenate, bitartrate, ascorbate, succinate, maleate, gentisinate, fumarate, gluconate, glucaronate, saccharate, formate, benzoate, glutamate, methanesulfonate, trifluoromethanesulfonate, ethanesulfonate, benzenesulfonate, *p*-toluenesulfonate, *p*-trifluoromethylbenzenesulfonate, hydroxide, aluminates, and borates. Exemplary cations include, but are not limited to: monovalent alkali metal cations, such as lithium, sodium, potassium, and cesium, and divalent alkaline earth metals, such as beryllium, magnesium, calcium, strontium, and barium. Also included are transition

metal cations, such as gold, silver, copper and zinc, as well as non-metal cations, such as ammonium salts.

Also provided herein are pharmaceutically acceptable salts of the compounds described herein. As used herein, "pharmaceutically acceptable salts" refers to derivatives of the disclosed compounds wherein the parent compound is modified by converting an existing acid or base moiety to its salt. Examples of pharmaceutically acceptable salts include, but are not limited to, mineral or organic acid salts of basic residues such as amines; alkali or organic salts of acidic residues such as carboxylic acids; and the like. The pharmaceutically acceptable salts of the compounds provided herein include the conventional non-toxic salts of the parent compound formed, for example, from non-toxic inorganic or organic acids. The pharmaceutically acceptable salts of the compounds provided herein can be synthesized from the parent compound which contains a basic or acidic moiety by conventional chemical methods. Generally, such salts can be prepared by reacting the free acid or base forms of these compounds with a stoichiometric amount of the appropriate base or acid in water or in an organic solvent, or in a mixture of the two; in some embodiments, a non-aqueous media like ether, ethyl acetate, alcohols (e.g., methanol, ethanol, iso-propanol, or butanol) or acetonitrile (ACN) can be used. Lists of suitable salts are found in *Remington's Pharmaceutical Sciences*, 17th ed., Mack Publishing Company, Easton, Pa., 1985, p. 1418 and *Journal of Pharmaceutical Science*, 66, 2 (1977). Conventional methods for preparing salts are described, for example, in *Handbook of Pharmaceutical Salts: Properties, Selection, and Use*, Wiley-VCH, 2002.

The term "essentially pure" refers to chemical purity of a compound provided herein that may be substantially or essentially free of other components which normally accompany or interact with the compound prior to purification. By way of example only, a compound may be "essentially pure" when the preparation of the compound contains less than about 30%, less than about 25%, less than about 20%, less than about 15%, less than about 10%, less than about 5%, less than about 4%, less than about 3%, less than about 2%, or less than about 1% (by dry weight) of contaminating components. Thus, an "essentially pure" compound may have a purity level of about 70%, about 75%, about 80%, about 85%, about 90%, about 95%, about 96%, about 97%, about 98%, about 99%

or greater. For the purposes of this document, preparations of functionalized polymers or conjugates differing only in the length of their polymer chain are considered to be essentially pure. An essentially pure compound may be obtained using chromatographic purification methods.

As used herein, “amphiphilic” or “amphiphile” refers to a chemical compound possessing regions of very different properties in terms of preferred solvation or association with a liquid interface or a solid surface. The most common examples of amphiphiles possess both hydrophilic (water-loving, polar) and lipid (fat-loving, non-polar) properties. Generally, amphiphilic compounds herein have a polar region on one half or terminal portion of the compound and a non-polar region at the opposite half or terminal portion of the compound. Fatty acids, triglycerides, and derivatives thereof are examples of amphiphilic compounds. An example of another class of amphiphiles are molecules containing either a hydrophobic or hydrophobic region on one half or terminal portion of the molecule and a thiol or similar functional group possessing high affinity for a metal on the other half or terminus.

“Fatty acid derivatives” as used herein refer to compounds having a fatty acid hydrocarbon backbone, but which may be optionally substituted as provided herein. In addition, a fatty acid derivative may have the carboxylic acid functional group replaced with another reactive group, for example, a hydroxyl group, an ester group, an aldehyde group, a carboxyl group, a sulfhydryl group, an amine group, an amide group, a carbamide group, or a phosphate group.

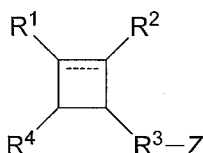
A “therapeutically effective amount” of a compound with respect to the subject method of treatment, refers to an amount of the compound(s) in a preparation which, when administered as part of a desired dosage regimen (to a patient, *e.g.*, a human) alleviates a symptom, ameliorates a condition, or slows the onset of disease conditions according to clinically acceptable standards for the disorder or condition to be treated or the cosmetic purpose, *e.g.*, at a reasonable benefit/risk ratio applicable to any medical treatment.

As used herein, the term “treating” or “treatment” includes reversing, reducing, or arresting the symptoms, clinical signs, and underlying pathology of a condition in manner to improve or stabilize a patient's condition.

Antimicrobial Agents

Provided herein are amphiphilic compounds containing a cyclobutane or cyclobutene moiety. For example, amphiphilic acids, alcohols, esters, thiols, amides, or related groups incorporating within their backbone a four-membered ring carbocycle (cyclobutane, cyclobutene, cyclobutanone, or substituted derivatives).

A compound provided herein can include a compound of Formula (I):



or a pharmaceutically acceptable salt thereof,

wherein:

----- represents an optionally present double bond;

R^1 and R^2 are independently selected from the group consisting of: H, halo, OR^5 , and $=O$;

R^3 is absent or is an optionally substituted C_1-C_{40} alkyl;

R^4 is H or an optionally substituted C_1-C_{40} alkyl; and

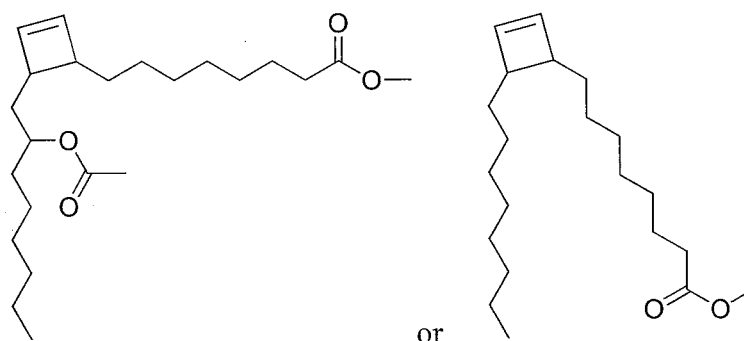
Z is selected from the group consisting of: COR^6 , CO_2R^6 , $NHC(O)NR^6R^7$, $CONR^6$, $OCOR^6$, OR^6 , SR^6 , NR^6R^7 , and OPO_3R^6 ;

R^5 is H or C_1-C_6 alkyl;

R^6 and R^7 are independently H or C_1-C_6 alkyl;

wherein the hydrocarbon backbone formed by R^4 and R^3-Z is amphiphilic.

In some embodiments, the compound of Formula (I) is not:



In some embodiments, R^1 and R^2 are independently selected from the group consisting of: H, halo, OH and =O.

In some embodiments, at least one of R^3 or R^4 is a C_1 - C_{40} alkyl. For example, if R^4 is H, then R^3 is a C_1 - C_{40} alkyl (e.g., C_5 - C_{20} alkyl, C_{10} - C_{30} alkyl, and C_2 - C_8 alkyl), or if R^3 is absent, then R^4 is C_1 - C_{40} alkyl (e.g., C_5 - C_{20} alkyl, C_{10} - C_{30} alkyl, and C_2 - C_8 alkyl). In some embodiments, R^3 is a C_1 - C_{10} alkyl. For example, R^3 can be a C_7 alkyl. In some embodiments, R^4 is a C_1 - C_{10} alkyl. For example, R^4 can be a C_8 alkyl. In some embodiments, R^4 is H. R^3 and R^4 can be independently optionally substituted. For example, substituents include, but are not limited to, Cy^1 , C_{1-6} alkyl, C_{2-6} alkenyl, C_{2-6} alkynyl, halo, C_{1-6} haloalkyl, CN, NO_2 , OR^{a1} , SR^{a1} , $C(O)R^{b1}$, $C(O)NR^{c1}R^{d1}$, $C(O)OR^{a1}$, $OC(O)R^{b1}$, $OC(O)NR^{c1}R^{d1}$, $C(=NR^{e1})NR^{c1}R^{d1}$, $NR^{c1}C(=NR^{e1})NR^{c1}R^{d1}$, $NR^{c1}R^{d1}$, $NR^{c1}C(O)R^{b1}$, $NR^{c1}C(O)OR^{a1}$, $NR^{c1}C(O)NR^{c1}R^{d1}$, $NR^{c1}S(O)R^{b1}$, $NR^{c1}S(O)_2R^{b1}$, $NR^{c1}S(O)_2NR^{c1}R^{d1}$, $S(O)R^{b1}$, $S(O)NR^{c1}R^{d1}$, $S(O)_2R^{b1}$ and $S(O)_2NR^{c1}R^{d1}$;

each Cy^1 is independently C_{6-10} aryl, C_{3-10} carbocyclyl, 5-10 membered heteroaryl or 4-10 membered heterocyclyl, each of which is unsubstituted or substituted by 1, 2, 3, 4 or 5 substituents independently selected from C_{1-6} alkyl, C_{2-6} alkenyl, C_{2-6} alkynyl, halo, CN, NO_2 , OR^{a1} , SR^{a1} , $C(O)R^{b1}$, $C(O)NR^{c1}R^{d1}$, $C(O)OR^{a1}$, $OC(O)R^{b1}$, $OC(O)NR^{c1}R^{d1}$, $C(=NR^{e1})NR^{c1}R^{d1}$, $NR^{c1}C(=NR^{e1})NR^{c1}R^{d1}$, $NR^{c1}R^{d1}$, $NR^{c1}C(O)R^{b1}$, $NR^{c1}C(O)OR^{a1}$, $NR^{c1}C(O)NR^{c1}R^{d1}$, $NR^{c1}S(O)R^{b1}$, $NR^{c1}S(O)_2R^{b1}$, $NR^{c1}S(O)_2NR^{c1}R^{d1}$, $S(O)R^{b1}$, $S(O)NR^{c1}R^{d1}$, $S(O)_2R^{b1}$, $S(O)_2NR^{c1}R^{d1}$ and oxo;

each R^{a1} , R^{b1} , R^{c1} , R^{d1} , is independently selected from H, C_{1-6} alkyl, C_{1-4} haloalkyl, C_{2-6} alkenyl, C_{2-6} alkynyl, C_{6-10} aryl, C_{3-10} carbocyclyl, 5-10 membered heteroaryl, 4-10 membered heterocyclyl, C_{6-10} aryl- C_{1-4} alkyl, C_{3-10} carbocyclyl- C_{1-4} alkyl,

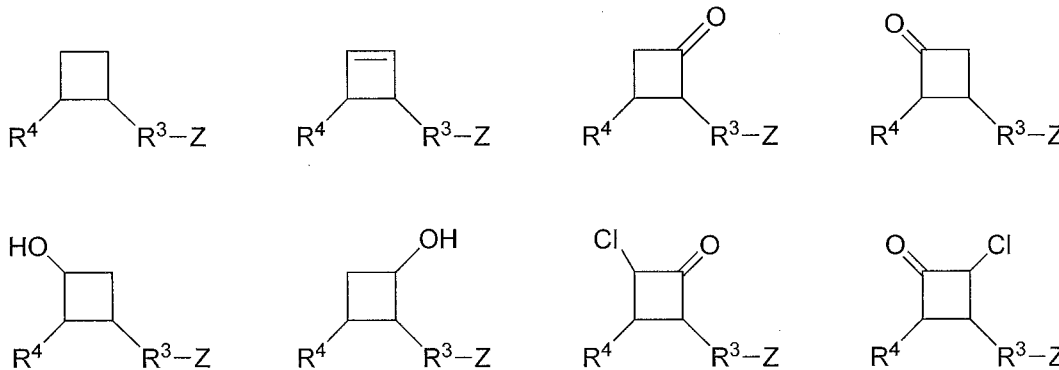
(5-10 membered heteroaryl)-C₁₋₄ alkyl or (4-10 membered heterocyclyl)-C₁₋₄ alkyl, wherein said C₁₋₆ alkyl, C₂₋₆ alkenyl, C₂₋₆ alkynyl, C₆₋₁₀ aryl, C₃₋₁₀ carbocyclyl, 5-10 membered heteroaryl, 4-10 membered heterocyclyl, C₆₋₁₀ aryl-C₁₋₄ alkyl, C₃₋₁₀ carbocyclyl-C₁₋₄ alkyl, (5-10 membered heteroaryl)-C₁₋₄ alkyl and (4-10 membered heterocyclyl)-C₁₋₄ alkyl is optionally substituted with 1, 2, 3, 4, or 5 substituents independently selected from C₁₋₄ alkyl, C₁₋₄ haloalkyl, halo, CN, OR^{a4}, SR^{a4}, C(O)R^{b4}, C(O)NR^{c4}R^{d4}, C(O)OR^{a4}, OC(O)R^{b4}, OC(O)NR^{c4}R^{d4}, NR^{c4}R^{d4}, NR^{c4}C(O)R^{b4}, NR^{c4}C(O)NR^{c4}R^{d4}, NR^{c4}C(O)OR^{a4}, C(=NR^{e4})NR^{c4}R^{d4}, NR^{c4}C(=NR^{e4})NR^{c4}R^{d4}, S(O)R^{b4}, S(O)NR^{c4}R^{d4}, S(O)₂R^{b4}, NR^{c4}S(O)₂R^{b4}, NR^{c4}S(O)₂NR^{c4}R^{d4} and S(O)₂NR^{c4}R^{d4};

each R^{a4}, R^{b4}, R^{c4} and R^{d4} is independently selected from H, C₁₋₄ alkyl, C₁₋₄ haloalkyl, C₂₋₄ alkenyl and C₂₋₄ alkynyl, wherein said C₁₋₄ alkyl, C₂₋₄ alkenyl, and C₂₋₄ alkynyl, is optionally substituted with 1, 2, or 3 substituents independently selected from OH, CN, amino, halo, C₁₋₄ alkyl, C₁₋₄ alkoxy, C₁₋₄ alkylthio, C₁₋₄ alkylamino, di(C₁₋₄ alkyl)amino, C₁₋₄ haloalkyl, and C₁₋₄ haloalkoxy.

In some embodiments, the substituents can be selected from the group consisting of an alkyl, a halogen, a hydroxyl, an alkoxy, a carbonyl (such as a carboxyl, an alkoxy carbonyl, a formyl, or an acyl), a thiocarbonyl (such as a thioester, a thioacetate, or a thioformate), an alkoxy, a phosphoryl, a phosphate, a phosphonate, a phosphinate, an amino, an amido, an amidine, an imine, a cyano, a nitro, an azido, a sulfhydryl, an alkylthio, a sulfate, a sulfonate, a sulfamoyl, a sulfonamido, a sulfonyl, a carbocyclyl, a heterocyclyl, an aralkyl, a heteroaralkyl, or an aromatic or heteroaromatic moiety.

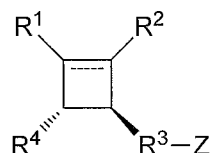
In some embodiments, Z is CO₂R⁶.

A compound provided herein can be selected from the group consisting of:

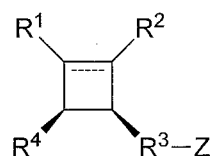


or a pharmaceutically acceptable salt thereof, wherein R^3 , R^4 and Z are as described previously.

In some embodiments, a compound provided herein is a compound of Formula (II):

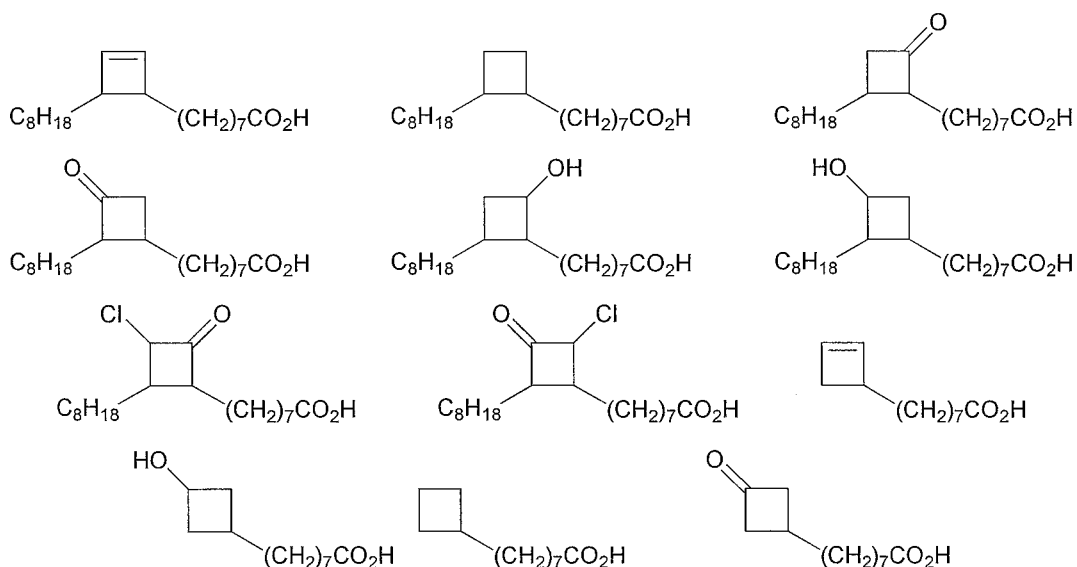


or a pharmaceutically acceptable salt thereof, wherein R^1 , R^2 , R^3 , R^4 and Z are as described previously. In some embodiments, a compound provided herein is a compound of Formula (III):



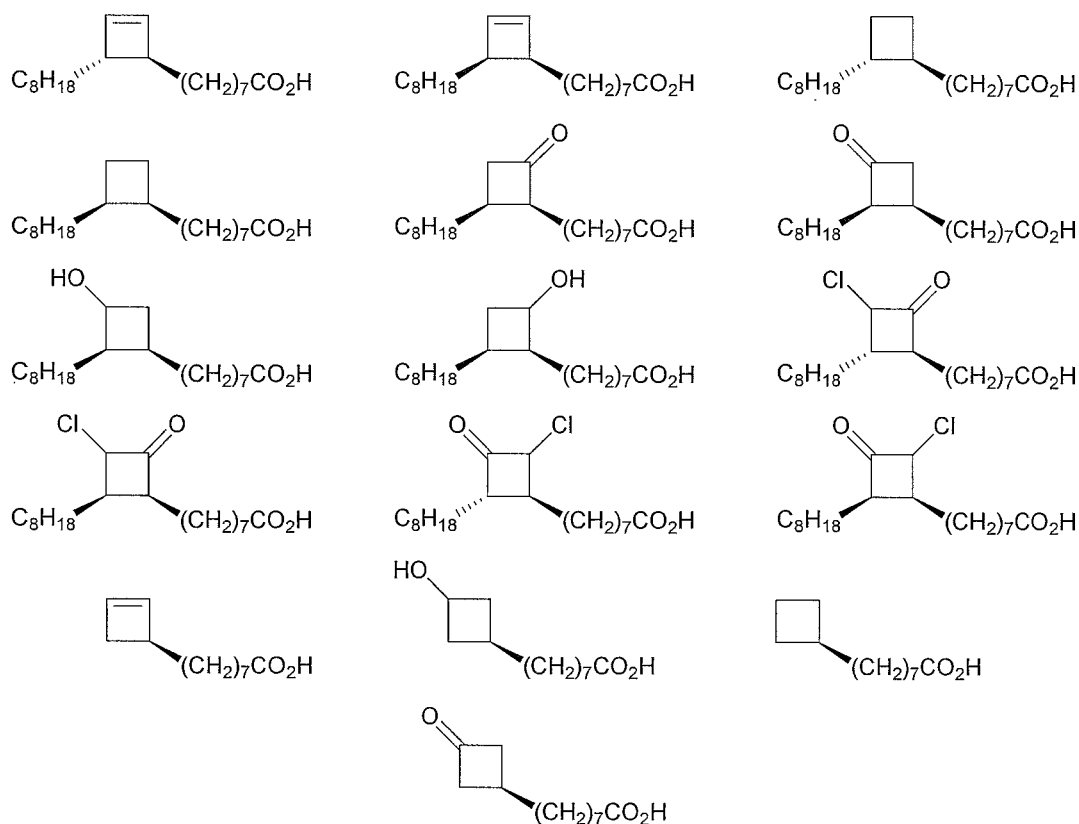
or a pharmaceutically acceptable salt thereof, wherein R^1 , R^2 , R^3 , R^4 and Z are as described previously.

Non-limiting examples of a compound provided herein includes:



or a pharmaceutically acceptable salt thereof.

In some embodiments, a compound provided herein can be selected from the group consisting of:



or a pharmaceutically acceptable salt thereof.

Pharmaceutical Compositions and Dosage Forms

When employed as pharmaceuticals, the compounds provided herein can be administered in the form of pharmaceutical compositions. These compositions can be prepared in a manner well known in the pharmaceutical art, and can be administered by a variety of routes, depending upon whether local or systemic treatment is desired and upon the area to be treated. Administration may be topical (including transdermal, epidermal, ophthalmic and to mucous membranes including intranasal, vaginal and rectal delivery), pulmonary (*e.g.*, by inhalation or insufflation of powders or aerosols, including by nebulizer; intratracheal or intranasal), oral or parenteral. Parenteral administration includes intravenous, intraarterial, subcutaneous, intraperitoneal, intramuscular or injection or infusion; or intracranial, *e.g.*, intrathecal or intraventricular, administration.

Parenteral administration can be in the form of a single bolus dose, or may be, for example, by a continuous perfusion pump. Pharmaceutical compositions and formulations for topical administration may include transdermal patches, ointments, lotions, creams, gels, drops, suppositories, sprays, liquids and powders. Conventional pharmaceutical carriers, aqueous, powder or oily bases, thickeners and the like may be necessary or desirable.

This disclosure also provides pharmaceutical compositions which contain, as the active ingredient, a compound provided herein or a pharmaceutically acceptable salt thereof, in combination with one or more pharmaceutically acceptable carriers (excipients). In some embodiments, the composition is suitable for topical administration. In making the compositions provided herein, the active ingredient is typically mixed with an excipient, diluted by an excipient or enclosed within such a carrier in the form of, for example, a capsule, sachet, paper, or other container. When the excipient serves as a diluent, it can be a solid, semi-solid, or liquid material, which acts as a vehicle, carrier or medium for the active ingredient. Thus, the compositions can be in the form of tablets, pills, powders, lozenges, sachets, cachets, elixirs, suspensions, emulsions, solutions, syrups, aerosols (as a solid or in a liquid medium), ointments containing, for example, up to 10% by weight of the active compound, soft and hard gelatin capsules, suppositories, sterile injectable solutions, and sterile packaged powders.

In preparing a formulation, an active compound can be milled to provide the appropriate particle size prior to combining with the other ingredients. If an active compound is substantially insoluble, it can be milled to a particle size of less than 200 mesh. If an active compound is substantially water soluble, the particle size can be adjusted by milling to provide a substantially uniform distribution in the formulation, *e.g.* about 40 mesh.

The compounds provided herein may be milled using known milling procedures such as wet milling to obtain a particle size appropriate for tablet formation and for other formulation types. Finely divided (nanoparticulate) preparations of the compounds provided herein can be prepared by processes known in the art, *e.g.*, see International App. No. WO 2002/000196.

Some examples of suitable excipients include lactose, dextrose, sucrose, sorbitol, mannitol, starches, gum acacia, calcium phosphate, alginates, tragacanth, gelatin, calcium silicate, microcrystalline cellulose, polyvinylpyrrolidone, cellulose, water, syrup, and methyl cellulose. The formulations can additionally include: lubricating agents such as talc, magnesium stearate, and mineral oil; wetting agents; emulsifying and suspending agents; preserving agents such as methyl- and propylhydroxy-benzoates; sweetening agents; and flavoring agents. The compositions provided herein can be formulated so as to provide quick, sustained or delayed release of the active ingredient after administration to the patient by employing procedures known in the art.

For preparing solid compositions such as tablets, the principal active ingredient is mixed with a pharmaceutical excipient to form a solid preformulation composition containing a homogeneous mixture of a compound provided herein. When referring to these preformulation compositions as homogeneous, the active ingredient is typically dispersed evenly throughout the composition so that the composition can be readily subdivided into equally effective unit dosage forms such as tablets, pills and capsules. This solid preformulation is then subdivided into unit dosage forms of the type described above containing from, for example, about 0.1 to about 1000 mg of the active ingredient provided herein.

The tablets or pills provided herein can be coated or otherwise compounded to provide a dosage form affording the advantage of prolonged action. For example, the tablet or pill can comprise an inner dosage and an outer dosage component, the latter being in the form of an envelope over the former. The two components can be separated by an enteric layer which serves to resist disintegration in the stomach and permit the inner component to pass intact into the duodenum or to be delayed in release. A variety of materials can be used for such enteric layers or coatings, such materials including a number of polymeric acids and mixtures of polymeric acids with such materials as shellac, cetyl alcohol, and cellulose acetate.

The liquid forms in which the compounds and compositions provided herein can be incorporated for administration orally or by injection include aqueous solutions, suitably flavored syrups, aqueous or oil suspensions, and flavored emulsions with edible

oils such as cottonseed oil, sesame oil, coconut oil, or peanut oil, as well as elixirs and similar pharmaceutical vehicles.

In some embodiments, the compounds provided herein are formulated for intravenous administration. Pharmaceutical compositions suitable for injectable use can include sterile aqueous solutions (where water soluble) or dispersions and sterile powders for the extemporaneous preparation of sterile injectable solutions or dispersion. For intravenous administration, suitable carriers include physiological saline, bacteriostatic water, Cremophor EL™ (BASF, Parsippany, NJ) or phosphate buffered saline (PBS). In all cases, the composition must be sterile and should be fluid to the extent that easy syringability exists. It should be stable under the conditions of manufacture and storage and must be preserved against the contaminating action of microorganisms such as bacteria and fungi. The carrier can be a solvent or dispersion medium containing, for example, water, ethanol, polyol (for example, glycerol, propylene glycol, and liquid polyethylene glycol, and the like), and suitable mixtures thereof. The proper fluidity can be maintained, for example, by the use of a coating such as lecithin, by the maintenance of the required particle size in the case of dispersion and by the use of surfactants. Prevention of the action of microorganisms can be achieved by various antibacterial and antifungal agents, for example, parabens, chlorobutanol, phenol, ascorbic acid, thimerosal, and the like. In many cases, it will be preferable to include isotonic agents, for example, sugars, polyalcohols such as mannitol, sorbitol, sodium chloride in the composition. Prolonged absorption of the injectable compositions can be brought about by including in the composition an agent that delays absorption, for example, aluminum monostearate and gelatin.

Sterile injectable solutions can be prepared by incorporating the active compound in the required amount in an appropriate solvent with one or a combination of ingredients enumerated above, as required, followed by filter sterilization. Generally, dispersions are prepared by incorporating the active compound into a sterile vehicle, which contains a basic dispersion medium and the required other ingredients from those enumerated above. In the case of sterile powders for the preparation of sterile injectable solutions, the preferred methods of preparation are vacuum drying and freeze-drying, which yield a

powder of the active ingredient plus any additional desired ingredient from a previously sterile-filtered solution thereof.

Compositions for inhalation or insufflation include solutions and suspensions in pharmaceutically acceptable, aqueous or organic solvents, or mixtures thereof, and powders. The liquid or solid compositions may contain suitable pharmaceutically acceptable excipients as described *supra*. In some embodiments, the compositions are administered by the oral or nasal respiratory route for local or systemic effect. Compositions can be nebulized by use of inert gases. Nebulized solutions may be breathed directly from the nebulizing device or the nebulizing device can be attached to a face mask, tent, or intermittent positive pressure breathing machine. Solution, suspension, or powder compositions can be administered orally or nasally from devices which deliver the formulation in an appropriate manner.

Topical formulations can contain one or more conventional carriers. In some embodiments, ointments can contain water and one or more hydrophobic carriers selected from, for example, liquid paraffin, polyoxyethylene alkyl ether, propylene glycol, white Vaseline, and the like. Carrier compositions of creams can be based on water in combination with glycerol and one or more other components, *e.g.* glycerinmonostearate, PEG-glycerinmonostearate and cetylstearyl alcohol. Gels can be formulated using isopropyl alcohol and water, suitably in combination with other components such as, for example, glycerol, hydroxyethyl cellulose, and the like. In some embodiments, topical formulations contain at least about 0.1, at least about 0.25, at least about 0.5, at least about 1, at least about 2, or at least about 5 wt % of the compound provided herein. The topical formulations can be suitably packaged in tubes of, for example, 100 g which are optionally associated with instructions for the treatment of the select indication.

In one embodiment, the compounds provided herein are prepared with carriers that will protect the compounds against rapid elimination from the body, such as a controlled release formulation, including implants and microencapsulated delivery systems. Biodegradable, biocompatible polymers can be used, such as ethylene vinyl acetate, polyanhydrides, polyglycolic acid, collagen, polyorthoesters, and polylactic acid.

Such formulations can be prepared using standard techniques, or obtained commercially, *e.g.*, from Alza Corporation and Nova Pharmaceuticals, Inc. Liposomal suspensions (including liposomes targeted to selected cells with monoclonal antibodies to cellular antigens) can also be used as pharmaceutically acceptable carriers. These can be prepared according to methods known to those skilled in the art, for example, as described in U.S. Patent No. 4,522,811.

The compositions administered to a patient can be in the form of pharmaceutical compositions described above. These compositions can be sterilized by conventional sterilization techniques, or may be sterile filtered. Aqueous solutions can be packaged for use as is, or lyophilized, the lyophilized preparation being combined with a sterile aqueous carrier prior to administration. The pH of the compound preparations typically will be between 3 and 11, more preferably from 5 to 9 and most preferably from 7 to 8. It will be understood that use of certain of the foregoing excipients, carriers, or stabilizers will result in the formation of pharmaceutical salts.

The compositions can be formulated in a unit dosage form, each dosage containing from about 5 to about 1000 mg (1 g), more usually about 100 to about 500 mg, of the active ingredient. The term "unit dosage forms" refers to physically discrete units suitable as unitary dosages for human subjects and other mammals, each unit containing a predetermined quantity of active material calculated to produce the desired therapeutic effect, in association with a suitable pharmaceutical excipient.

In some embodiments, the compositions provided herein contain from about 5 to about 50 mg of the active ingredient. One having ordinary skill in the art will appreciate that this embodies compositions containing about 5 to about 10, about 10 to about 15, about 15 to about 20, about 20 to about 25, about 25 to about 30, about 30 to about 35, about 35 to about 40, about 40 to about 45, or about 45 to about 50 mg of the active ingredient.

In some embodiments, the compositions provided herein contain from about 50 to about 500 mg of the active ingredient. One having ordinary skill in the art will appreciate that this embodies compositions containing about 50 to about 100, about 100 to about

150, about 150 to about 200, about 200 to about 250, about 250 to about 300, about 350 to about 400, or about 450 to about 500 mg of the active ingredient.

In some embodiments, the compositions provided herein contain from about 500 to about 1000 mg of the active ingredient. One having ordinary skill in the art will appreciate that this embodies compositions containing about 500 to about 550, about 550 to about 600, about 600 to about 650, about 650 to about 700, about 700 to about 750, about 750 to about 800, about 800 to about 850, about 850 to about 900, about 900 to about 950, or about 950 to about 1000 mg of the active ingredient.

Similar dosages may be used of the compounds described herein in the methods and uses provided herein.

The active compound can be effective over a wide dosage range and is generally administered in a pharmaceutically effective amount. It will be understood, however, that the amount of the compound actually administered will usually be determined by a physician, according to the relevant circumstances, including the condition to be treated, the chosen route of administration, the actual compound administered, the age, weight, and response of the individual patient, the severity of the patient's symptoms, and the like.

The amount of compound or composition administered to a patient will vary depending upon what is being administered, the purpose of the administration, such as prophylaxis or therapy, the state of the patient, the manner of administration, and the like. In therapeutic applications, compositions can be administered to a patient already suffering from a disease in an amount sufficient to cure or at least partially arrest the symptoms of the disease and its complications. Effective doses will depend on the disease condition being treated as well as by the judgment of the attending clinician depending upon factors such as the severity of the disease, the age, weight and general condition of the patient, and the like.

The therapeutic dosage of a compound provided herein can vary according to, for example, the particular use for which the treatment is made, the manner of administration of the compound, the health and condition of the patient, and the judgment of the prescribing physician. The proportion or concentration of a compound provided herein in

a pharmaceutical composition can vary depending upon a number of factors including dosage, chemical characteristics (e.g., hydrophobicity), and the route of administration. For example, the compounds provided herein can be provided in an aqueous physiological buffer solution containing about 0.1 to about 10% w/v of the compound for parenteral administration. Some typical dose ranges are from about 1 mg/kg to about 1 g/kg of body weight per day. In some embodiments, the dose range is from about 0.01 mg/kg to about 100 mg/kg of body weight per day. The dosage is likely to depend on such variables as the type and extent of progression of the disease or disorder, the overall health status of the particular patient, the relative biological efficacy of the compound selected, formulation of the excipient, and its route of administration. Effective doses can be extrapolated from dose-response curves derived from *in vitro* or animal model test systems.

Methods of Use

The compounds provided herein can be used as antibacterial agents, in particular, antimycobacterial agents. In some embodiments, the bacterial infection is a Gram-positive organism that either uptakes mycolic acid, uses mycolic acid in a biosynthetic process, synthesizes mycolic acid, or requires mycolic acid as a nutritional supplement. For example, the compounds provided herein can be used to treat a patient infected with a mycobacterium. In some embodiments, the compounds provided herein can inhibit the growth of a mycobacterium (e.g., *Mycobacterium tuberculosis*). Accordingly, provided herein is a method for treating a mycobacterial infection in a mammal comprising administering a therapeutically effective amount of a compound provided herein.

Without being bound by any theory, the compounds provided herein are thought to function through selective inhibition or activation of biological processes that would normally process fatty acids, esters, alcohols. In some embodiments, the compounds may function as competitive or irreversible inhibitors based upon their inclusion of, for example, a strained four-membered ring moiety. By way of example, certain mycolic acids are found in the cell wall of *M. tuberculosis*; in particular, α -mycolic acid, which incorporates two cyclopropane rings. The presence of cyclopropanes are thought to

contribute to the structural integrity of the cell wall and protect the vacillus from oxidative stress inside macrophages. Mycolic acids are assembled in mycobacteria from shorter-chain fatty acid feedstocks. The compounds provided herein can be taken up into the bacteria by mimicking these feed stocks and can, for example, disrupt mycolic acid biosynthesis through the presence of their strained four-membered ring moieties.

Mycobacterium include, for example, bacteria which are members of the groups including *Mycobacterium tuberculosis* complex (MTBC), *Mycobacterium avium* complex (MAC), *Mycobacterium gordonae* clade, *Mycobacterium kansasii* clade, *Mycobacterium nonchromogenicum/terrae* clade, Mycolactone-producing mycobacteria, *Mycobacterium simiae* clade, *Mycobacterium chelonae* clade, *Mycobacterium fortuitum* clade, *Mycobacterium fortuitum* clade, *Mycobacterium parafortuitum* clade, *Mycobacterium vaccae* clade, and CF.

For example, each of the groups include the following bacteria as members:

Mycobacterium tuberculosis complex (MTBC) include, for example, *M. tuberculosis*, *M. bovis*, *M. bovis BCG*, *M. africanum*, *M. canetti*, *M. caprae*, *M. microti*, and *M. pinnipedii*;

Mycobacterium avium complex (MAC) include, for example, *M. avium*, *M. avium paratuberculosis*, *M. avium silvaticum*, *M. avium "hominissuis"*, *M. colombiense*, and *M. indicus pranii*,

Mycobacterium gordonae clade include, for example, *M. asiaticum* and *M. gordonae*;

Mycobacterium kansasii clade include, for example, *M. gastri* and *M. kansasii*;

Mycobacterium nonchromogenicum/terrae clade include, for example, *M. hiberniae*, *M. nonchromogenicum*, *M. terrae*, *M. triviale*, and Mycolactone-producing mycobacteria;

Mycobacterium simiae clade include, for example, *M. triplex*, *M. genavense*, *M. florentinum*, *M. lentiflavum*, *M. palustre*, *M. kubicae*, *M. parascrofulaceum*, *M. heidelbergense*, *M. interjectum*, and *M. simiae*;

Mycobacterium chelonae clade include, for example, *M. abscessus*, *M. chelonae*, and *M. bolletii*;

Mycobacterium fortuitum clade include, for example, *M. fortuitum*, *M. fortuitum*, *M. boenickei*, *M. peregrinum*, *M. porcinum*, *M. senegalense*, *M. septicum*, *M. neworleansense*, *M. houstonense*, *M. mucogenicum*, *M. mageritense*, *M. brisbanense*, and *M. cosmeticum*;

Mycobacterium parafortuitum clade include, for example, *M. parafortuitum*, *M. austroafricanum*, *M. diernhoferi*, *M. hodleri*, *M. neoaurum*, and *M. frederiksbergense*;

Mycobacterium vaccae clade include, for example, *M. aurum* and *M. vaccae*;

CF include, for example, *M. chitae* and *M. fallax*.

Additional examples of mycobacterium include, for example, *M. branderi*, *M. cookie*, *M. celatum*, *M. bohemicum*, *M. haemophilum*, *M. malmoense*, *M. szulgai*, *M. leprae*, *M. lepraemurium*, *M. lepromatosis*, *M. africanum*, *M. botniense*, *M. chimaera*, *M. conspicuum*, *M. doricum*, *M. farcinogenes*, *M. heckeshornense*, *M. intracellulare*, *M. lacus*, *M. marinum*, *M. monacense*, *M. montefiorensense*, *M. murale*, *M. nebraskense*, *M. saskatchewanense*, *M. scrofulaceum*, *M. shimoidei*, *M. tusciae*, *M. xenopi*, *M. ulcerans*, *M. pseudoshottsii*, *M. shottsii*, *M. confluentis*, *M. flavescens*, *M. madagascariense*, *M. phlei*, *M. smegmatis*, *M. goodii*, *M. wolinskyi*, *M. thermoresistibile*, *M. gadium*, *M. komossense*, *M. obuense*, *M. sphagni*, *M. agri*, *M. aichiense*, *M. alvei*, *M. arupense*, *M. brumae*, *M. canariasense*, *M. chubuense*, *M. conceptionense*, *M. duvalii*, *M. elephantis*, *M. gilvum*, *M. hassiacum*, *M. holsaticum*, *M. immunogenum*, *M. massiliense*, *M. moriokaense*, *M. psychrotolerans*, *M. pyrenivorans*, *M. vanbaalenii*, *M. pulveris*, *M. arosiense*, *M. aubagnense*, *M. caprae*, *M. chlorophenolicum*, *M. fluoroanthenivorans*, *M. kumamotonense*, *M. novocastrense*, *M. parmense*, *M. phocaicum*, *M. poriferae*, *M. rhodesiae*, *M. seoulense*, *M. tokaiense*, and *M. intermedium*.

In some embodiments, the mycobacterium is a member of MTBC. For example, *M. tuberculosis*, the major cause of human tuberculosis, *M. bovis*, *M. bovis BCG*, *M. avium*.. In some embodiments, the mycobacterium is *M. tuberculosis*. In some embodiments, the mycobacterium is *M. bovis*. In some embodiments, the mycobacterium is *M. avium* subspecies paratuberculosis.

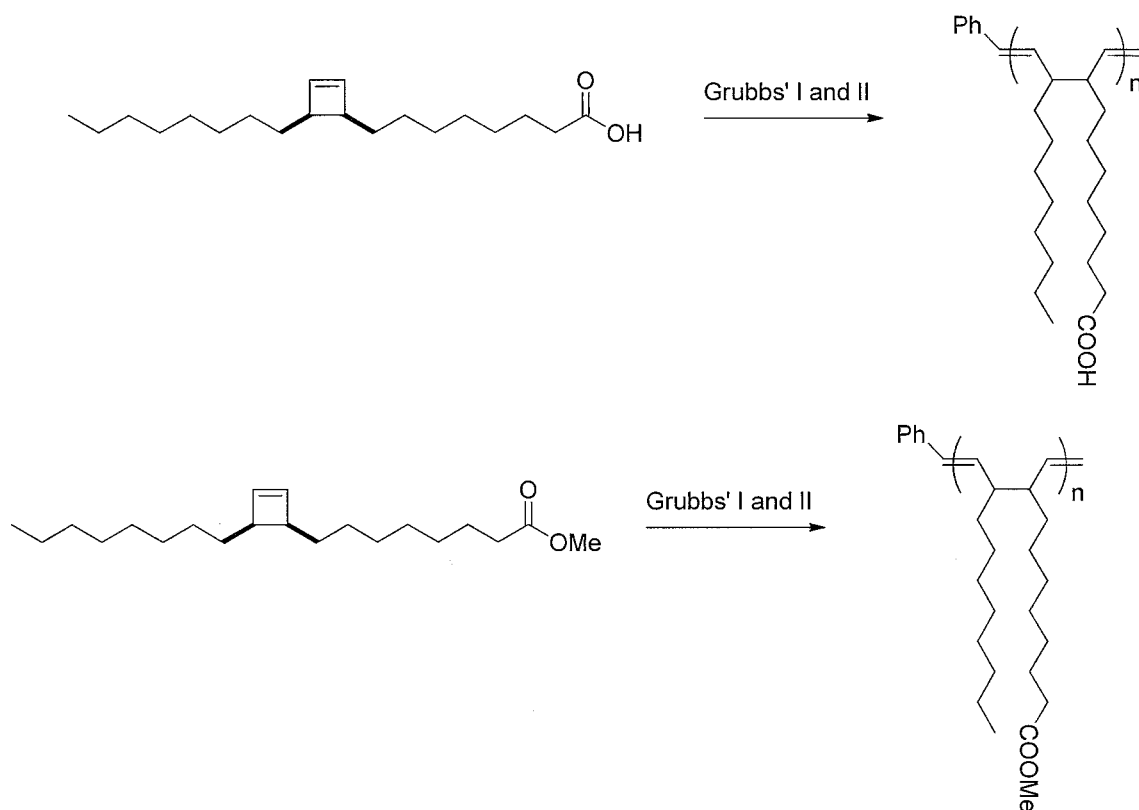
In some embodiments, one or more compounds provided herein are administered with another antibiotic useful for treating mycobacterial infections. These additional

antibiotics may include: ethambutol, isoniazid, pyrazinamide, members of the rifamycin class (including, for example, rifampicin), aminoglycosides (for example, amikacin or kanamycin), polypeptides (for example, capreomycin, viomycin, or enviomycin), fluoroquinolones (for example ciprofloxacin levofloxacin, or moxifloxacin), ethionamide, prothionamide, cycloserine, any other antibiotic employed as part of a therapeutic treatment for mycobacterial infections, and any combination of the antibiotics listed above. The additional antibiotic can be administered before, after, or simultaneously with a compound as provided herein.

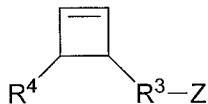
Amphiphilic Polymers

Certain of the compounds provided herein are can be used as monomers to produce amphiphilic polymers. Such reactions can prepare a variety of polymers such as those shown in Scheme 1.

Scheme 1



Compounds of Formula (IV) can be used to prepare polymers using any number of known polymerization reactions. A compound of Formula (IV) includes:



or a pharmaceutically acceptable salt thereof,

wherein:

R³ is absent or is an optionally substituted C₁-C₄₀ alkyl;

R⁴ is H or an optionally substituted C₁-C₄₀ alkyl; and

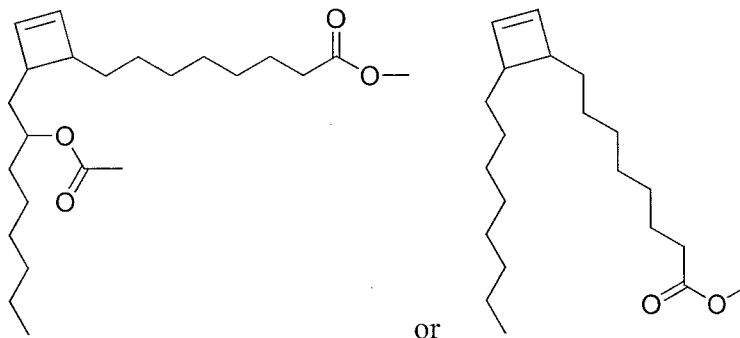
Z is selected from the group consisting of: COR⁶, CO₂R⁶, NHC(O)NR⁶R⁷, CONR⁶, OCOR⁶, OR⁶, SR⁶, NR⁶R⁷, and OPO₃R⁶;

R⁵ is H or C₁-C₆ alkyl;

R⁶ and R⁷ are independently H or C₁-C₆ alkyl;

wherein the hydrocarbon backbone formed by R⁴ and R³-Z is amphiphilic.

In some embodiments, the compound of Formula (I) is not:



In some embodiments, at least one of R³ or R⁴ is a C₁-C₄₀ alkyl. For example, if R⁴ is H, then R³ is a C₁-C₄₀ alkyl (e.g., C₅-C₂₀ alkyl, C₁₀-C₃₀ alkyl, and C₂-C₈ alkyl), or if R³ is absent, then R⁴ is C₁-C₄₀ alkyl (e.g., C₅-C₂₀ alkyl, C₁₀-C₃₀ alkyl, and C₂-C₈ alkyl). In some embodiments, R³ is a C₁-C₁₀ alkyl. In some embodiments, R³ is a C₁-C₁₀ alkyl. For example, R³ can be a C₇ alkyl. In some embodiments, R⁴ is a C₁-C₁₀ alkyl. For example, R⁴ can be a C₈ alkyl. In some embodiments, R⁴ is H. R³ and R⁴ can be independently optionally substituted. For example, substituents include, but are not limited to, Cy¹, C₁₋₆ alkyl, C₂₋₆ alkenyl, C₂₋₆ alkynyl, halo, C₁₋₆ haloalkyl, CN, NO₂, OR^{a1}, SR^{a1}, C(O)R^{b1}, C(O)NR^{c1}R^{d1}, C(O)OR^{a1}, OC(O)R^{b1}, OC(O)NR^{c1}R^{d1}, C(=NR^{e1})NR^{c1}R^{d1},

$\text{NR}^{\text{c1}}\text{C}(=\text{NR}^{\text{e1}})\text{NR}^{\text{c1}}\text{R}^{\text{d1}}$, $\text{NR}^{\text{c1}}\text{R}^{\text{d1}}$, $\text{NR}^{\text{c1}}\text{C}(\text{O})\text{R}^{\text{b1}}$, $\text{NR}^{\text{c1}}\text{C}(\text{O})\text{OR}^{\text{a1}}$, $\text{NR}^{\text{c1}}\text{C}(\text{O})\text{NR}^{\text{c1}}\text{R}^{\text{d1}}$, $\text{NR}^{\text{c1}}\text{S}(\text{O})\text{R}^{\text{b1}}$, $\text{NR}^{\text{c1}}\text{S}(\text{O})_2\text{R}^{\text{b1}}$, $\text{NR}^{\text{c1}}\text{S}(\text{O})_2\text{NR}^{\text{c1}}\text{R}^{\text{d1}}$, $\text{S}(\text{O})\text{R}^{\text{b1}}$, $\text{S}(\text{O})\text{NR}^{\text{c1}}\text{R}^{\text{d1}}$, $\text{S}(\text{O})_2\text{R}^{\text{b1}}$ and $\text{S}(\text{O})_2\text{NR}^{\text{c1}}\text{R}^{\text{d1}}$;

each Cy^1 is independently C_{6-10} aryl, C_{3-10} carbocyclyl, 5-10 membered heteroaryl or 4-10 membered heterocyclyl, each of which is unsubstituted or substituted by 1, 2, 3, 4 or 5 substituents independently selected from C_{1-6} alkyl, C_{2-6} alkenyl, C_{2-6} alkynyl, halo, CN, NO_2 , OR^{a1} , SR^{a1} , $\text{C}(\text{O})\text{R}^{\text{b1}}$, $\text{C}(\text{O})\text{NR}^{\text{c1}}\text{R}^{\text{d1}}$, $\text{C}(\text{O})\text{OR}^{\text{a1}}$, $\text{OC}(\text{O})\text{R}^{\text{b1}}$, $\text{OC}(\text{O})\text{NR}^{\text{c1}}\text{R}^{\text{d1}}$, $\text{C}(=\text{NR}^{\text{c1}})\text{NR}^{\text{c1}}\text{R}^{\text{d1}}$, $\text{NR}^{\text{c1}}\text{C}(=\text{NR}^{\text{e1}})\text{NR}^{\text{c1}}\text{R}^{\text{d1}}$, $\text{NR}^{\text{c1}}\text{R}^{\text{d1}}$, $\text{NR}^{\text{c1}}\text{C}(\text{O})\text{R}^{\text{b1}}$, $\text{NR}^{\text{c1}}\text{C}(\text{O})\text{OR}^{\text{a1}}$, $\text{NR}^{\text{c1}}\text{C}(\text{O})\text{NR}^{\text{c1}}\text{R}^{\text{d1}}$, $\text{NR}^{\text{c1}}\text{S}(\text{O})\text{R}^{\text{b1}}$, $\text{NR}^{\text{c1}}\text{S}(\text{O})_2\text{R}^{\text{b1}}$, $\text{NR}^{\text{c1}}\text{S}(\text{O})_2\text{NR}^{\text{c1}}\text{R}^{\text{d1}}$, $\text{S}(\text{O})\text{R}^{\text{b1}}$, $\text{S}(\text{O})\text{NR}^{\text{c1}}\text{R}^{\text{d1}}$, $\text{S}(\text{O})_2\text{R}^{\text{b1}}$, $\text{S}(\text{O})_2\text{NR}^{\text{c1}}\text{R}^{\text{d1}}$ and oxo;

each R^{a1} , R^{b1} , R^{c1} , R^{d1} , is independently selected from H, C_{1-6} alkyl, C_{1-4} haloalkyl, C_{2-6} alkenyl, C_{2-6} alkynyl, C_{6-10} aryl, C_{3-10} carbocyclyl, 5-10 membered heteroaryl, 4-10 membered heterocyclyl, C_{6-10} aryl- C_{1-4} alkyl, C_{3-10} carbocyclyl- C_{1-4} alkyl, (5-10 membered heteroaryl)- C_{1-4} alkyl or (4-10 membered heterocyclyl)- C_{1-4} alkyl, wherein said C_{1-6} alkyl, C_{2-6} alkenyl, C_{2-6} alkynyl, C_{6-10} aryl, C_{3-10} carbocyclyl, 5-10 membered heteroaryl, 4-10 membered heterocyclyl, C_{6-10} aryl- C_{1-4} alkyl, C_{3-10} carbocyclyl- C_{1-4} alkyl, (5-10 membered heteroaryl)- C_{1-4} alkyl and (4-10 membered heterocyclyl)- C_{1-4} alkyl is optionally substituted with 1, 2, 3, 4, or 5 substituents independently selected from C_{1-4} alkyl, C_{1-4} haloalkyl, halo, CN, OR^{a4} , SR^{a4} , $\text{C}(\text{O})\text{R}^{\text{b4}}$, $\text{C}(\text{O})\text{NR}^{\text{c4}}\text{R}^{\text{d4}}$, $\text{C}(\text{O})\text{OR}^{\text{a4}}$, $\text{OC}(\text{O})\text{R}^{\text{b4}}$, $\text{OC}(\text{O})\text{NR}^{\text{c4}}\text{R}^{\text{d4}}$, $\text{NR}^{\text{c4}}\text{R}^{\text{d4}}$, $\text{NR}^{\text{c4}}\text{C}(\text{O})\text{R}^{\text{b4}}$, $\text{NR}^{\text{c4}}\text{C}(\text{O})\text{NR}^{\text{c4}}\text{R}^{\text{d4}}$, $\text{NR}^{\text{c4}}\text{C}(\text{O})\text{OR}^{\text{a4}}$, $\text{C}(=\text{NR}^{\text{e4}})\text{NR}^{\text{c4}}\text{R}^{\text{d4}}$, $\text{NR}^{\text{c4}}\text{C}(=\text{NR}^{\text{e4}})\text{NR}^{\text{c4}}\text{R}^{\text{d4}}$, $\text{S}(\text{O})\text{R}^{\text{b4}}$, $\text{S}(\text{O})\text{NR}^{\text{c4}}\text{R}^{\text{d4}}$, $\text{S}(\text{O})_2\text{R}^{\text{b4}}$, $\text{NR}^{\text{c4}}\text{S}(\text{O})_2\text{R}^{\text{b4}}$, $\text{NR}^{\text{c4}}\text{S}(\text{O})_2\text{NR}^{\text{c4}}\text{R}^{\text{d4}}$ and $\text{S}(\text{O})_2\text{NR}^{\text{c4}}\text{R}^{\text{d4}}$;

each R^{a4} , R^{b4} , R^{c4} and R^{d4} is independently selected from H, C_{1-4} alkyl, C_{1-4} haloalkyl, C_{2-4} alkenyl and C_{2-4} alkynyl, wherein said C_{1-4} alkyl, C_{2-4} alkenyl, and C_{2-4} alkynyl, is optionally substituted with 1, 2, or 3 substituents independently selected from OH, CN, amino, halo, C_{1-4} alkyl, C_{1-4} alkoxy, C_{1-4} alkylthio, C_{1-4} alkylamino, di(C_{1-4} alkyl)amino, C_{1-4} haloalkyl, and C_{1-4} haloalkoxy.

In some embodiments, the substituents can be selected from the group consisting of an alkyl, a halogen, a hydroxyl, an alkoxy, a carbonyl (such as a carboxyl, an alkoxy-carbonyl, a formyl, or an acyl), a thiocarbonyl (such as a thioester, a thioacetate, or

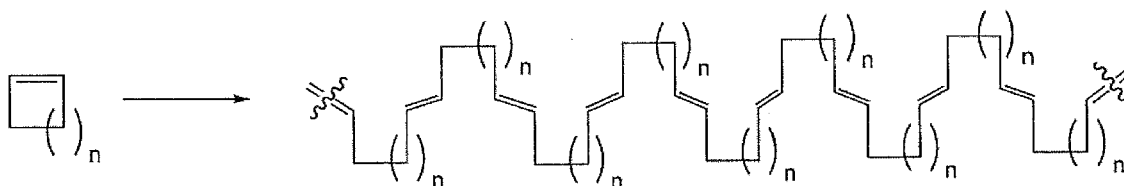
a thioformate), an alkoxy, a phosphoryl, a phosphate, a phosphonate, a phosphinate, an amino, an amido, an amidine, an imine, a cyano, a nitro, an azido, a sulfhydryl, an alkylthio, a sulfate, a sulfonate, a sulfamoyl, a sulfonamido, a sulfonyl, a carbocyclyl, a heterocyclyl, an aralkyl, a heteroaralkyl, or an aromatic or heteroaromatic moiety.

In some embodiments, the hydrocarbon backbone formed by R^3 and R^4 is a fatty acid or a derivative thereof which contains a cyclobutene moiety. In some embodiments, R^3 and R^4 together with the cyclobutene moiety form a hydrocarbon chain with a reactive group at one terminus (e.g., carboxylic acid or a Z moiety as defined above). In some embodiments, the hydrocarbon chain ranges from 10 to 30 carbon atoms and may be substituted or unsubstituted. Non-limiting examples include myristoleic acid, pamitoleic acid, sapienic acid, oleic acid, linoleic acid, linolenic acid, arachadonic acid, elaidic acid, and vaccenic acid.

In some embodiments, Z is CO_2R^6 .

As noted above, any known method of polymerization for alkenes may be used with the monomers described herein. For example, in the presence of selected transition metal catalysts, a monomer as provided herein can undergo metathesis with other alkenes. In the absence of a thermodynamic driving force, these exchange reactions typically produce mixtures of the starting and product alkenes. For the monomers provided herein, however, the metathesis reaction is driven forward by relief of strain to result in rapid and typically irreversible ring-opening metathesis polymerization (ROMP). As shown in Scheme 2 for a ROMP process with a generic cycloalkane.

Scheme 2

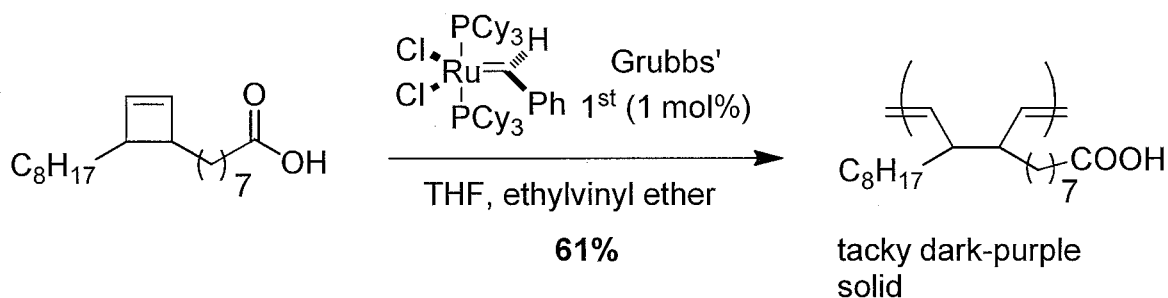


See, for example, Bielawski, Christopher W.; and Grubbs, Robert H., Progress in Polymer Science (2007), 32(1), 1-29. Publisher: Elsevier Ltd.; Trimmel, Gregor, et al. Advances in Polymer Science (2005), 176(Metathesis Polymerization), 43-87. Publisher: Springer GmbH; Slugovc, Christian, Macromolecular Rapid Communications (2004),

25(14), 1283-1297; Grubbs, Robert H. and Khosravi, Ezat. *Materials Science and Technology* (1999), 20 (Synthesis of Polymers), 65-104 Publisher: Wiley-VCH; Buchmeiser, Michael R. *Chemical Reviews* (Washington, D. C.) (2000), 100(4), 1565-1604; Madan, Rajni, et al., *Progress in Polymer Science* (1998), 23(4), 621-663.

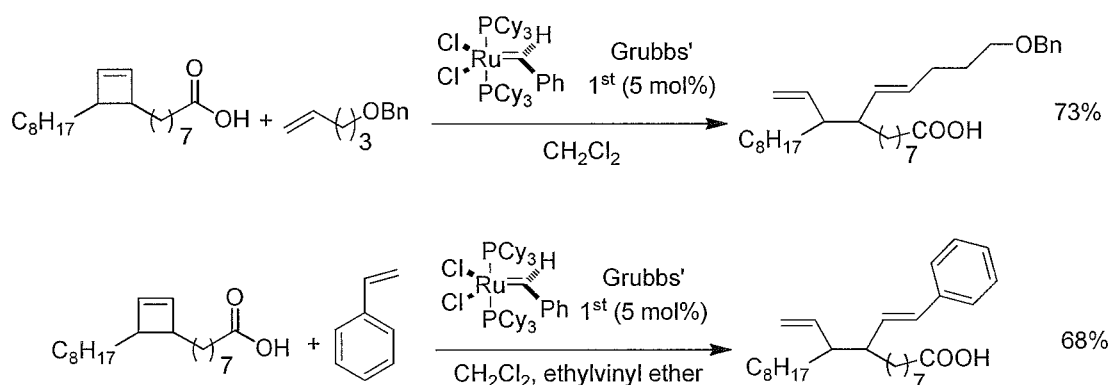
With a monomer as provided herein, an example reaction is as shown in Scheme 3.

Scheme 3



In some embodiments, one or more monomers as provided herein can be reacted with other alkenes, either monomeric alkenes or alkene-containing polymers, through cross metathesis (CM) wherein two alkenes can undergo transalkylation under release of ethane in the presence of a ruthenium carbenoid (e.g., Grubbs' Catalyst). In the absence of a thermodynamic driving force, these exchange reactions typically produce mixtures of the starting and product alkenes. For the cyclobutene-containing monomers provided herein, however, the cross metathesis reaction is driven forward by relief of strain. Two exemplary reactions with monomeric alkenes are shown in Scheme 4.

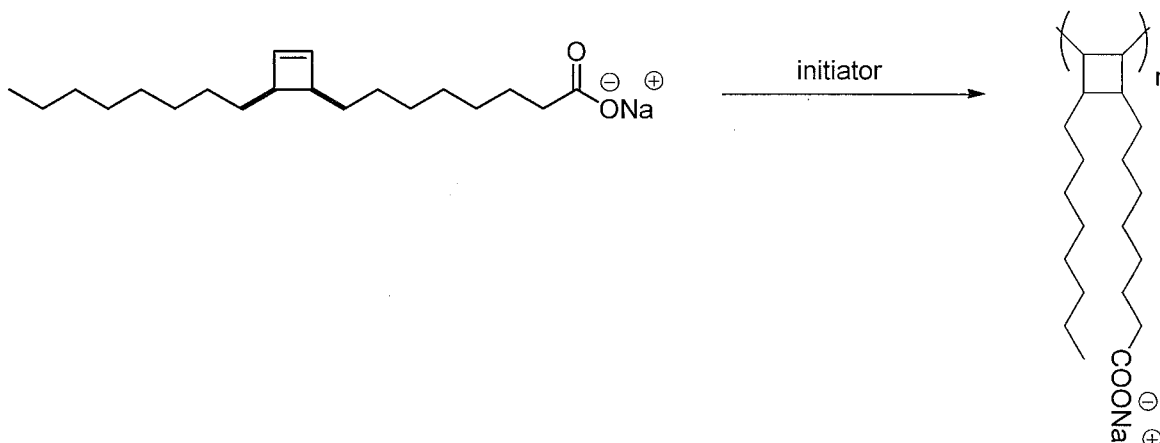
Scheme 4



For example, a polymer can be prepared as follows. Under an inert atmosphere, a solution of catalyst (Grubbs' I or II) in THF was added to a vigorously stirred solution of 0.2 M monomer in THF. The reaction mixture is then stirred for about 30 min. at room temperature after which the reaction is terminated by addition of a small amount of ethyl vinyl ether. The mixture is allowed to stir at room temperature for 30 min. and poured into methanol to precipitate the polymer. The polymer is then resolubilized in dry THF and the solutions dried with typical agents (magnesium sulfate, sodium sulfate) before further purification reprecipitation using dry methanol (2x). The polymer can be analyzed by gel permeation chromatography (GPC) in THF or by proton ^1H NMR as a solution in CDCl_3 .

In some embodiments, radical polymerization methods may be used to prepare a polymer as provided herein. Free radical polymerization is a method of polymerization by which a polymer forms by the successive addition of free radical building blocks. Free radicals can be formed via a number of different mechanisms usually involving separate initiator molecules. Following its generation, the initiating free radical adds (nonradical) monomer units, thereby growing the polymer chain. Any reasonable initiator may be used in these polymerization reactions. An example of such a reaction is shown in Scheme 5.

Scheme 5



The cyclobutene compounds provided herein are also useful in bioorthogonal “click” chemistries. Bioorthogonal reactions for coupling materials in the presence of complex biological milieu are of great interest in biology and medicine. Such reactions

have become key components in a variety of applications including protein engineering, immunoassay development, and cell surface modification. (Link JA et al., 2003, *Curr Opin Biotechnol* 14:603-609; Wang Q et al., 2003, *J Am Chem Soc* 125:3192-3193; Dimandis EP et al., 1991, *Clin Chem* 37:625-636; Baskin JM et al., 2007, *Proc Natl Acad Sci USA* 104:16793-16797; Link JA et al., 2003, *J Am Chem Soc* 125:11164-11165). Presently, a few types of bioorthogonal reactions have been reported, the most popular being the Staudinger ligation and the [3+2] cycloaddition “click” reaction between azides and alkynes. (Prescher JA et al., 2004, *Nature* 430(7002):873-877; Rostovtsev VV et al., 2002, *Angew Chem Int Ed* 41(14):2596-2599).

Bioorthogonal “click” chemistries are widely used in chemical biology for a myriad of applications such as activity based protein profiling, crosslinking of proteins, monitoring cell proliferation, generation of novel enzyme inhibitors, monitoring the synthesis of newly formed proteins, protein target identification, and studying glycan processing. Perhaps the most fascinating applications involve using these bioorthogonal chemistries to assemble molecules in the presence of living systems such as live cells or even whole organisms (Baskin et al., 2007, *Proc Natl Acad Sci USA*, 104, 16793-7; Laughlin et al., 2008, *Science*, 320, 664-7; Prescher and Bertozzi, 2005, *Nat Chem Biol*, 1, 13-21; Neef and Schultz, 2009, *Angew Chem Int Ed Engl*, 48, 1498-500; Ning et al., 2008, *Angewandte Chemie-International Edition*, 47, 2253-2255). These latter applications require that the chemistry be non-toxic and possess kinetics that allow fast reaction to occur with micromolar concentrations of reagents in a time span of minutes to hours.

Bioconjugation methods using inverse electron demand Diels-Alder cycloadditions between tetrazines and highly strained dienophiles such as norbornene and *trans*-cyclooctene are known in the literature, however the tetrazine used has limited stability to aqueous media. (Blackman et al., 2008, *J Am Chem Soc*, 130, 13518-9; Devaraj et al., 2009, *Angew Chem Int Ed Engl*, 48, 7013-6; Devaraj et al., 2008, *Bioconjug Chem*, 19, 2297-9; Pipkorn et al., 2009, *J Pept Sci*, 15, 235-41). To improve upon the stability of the tetrazine, a novel asymmetric tetrazine was employed that demonstrated superior stability in water and serum and can react with *trans*-cyclooctene

at rates of approximately $10^3 \text{ M}^{-1}\text{sec}^{-1}$ at 37 °C (Devaraj et al., 2009, Angew Chem Int Ed Engl, 48, 7013-6). This extremely fast rate constant allows for the labeling of extracellular targets at low nanomolar concentrations of tetrazine labeling agent, concentrations that are sufficiently low to allow for real-time imaging of probe accumulation.

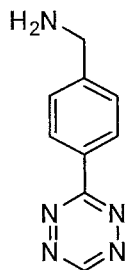
In some embodiments, the ligand, e.g., an antibody, small molecule or other biomolecule, can be physically attached to the dienophile. In some embodiments, the ligand carries a functional group such as an amine, alcohol, carboxylic acid or ester, or other group of atoms on the ligand that can undergo a chemical reaction allowing attachment to the dienophile. Alternatively or in addition, the dienophile or heterodienophile (e.g., a cyclobutene compound as provided herein) possesses a reactive functional group for attachment to the ligand (e.g., Z). Thus, the reactive functional group on the ligand and/or dienophile undergoes a chemical reaction to form a link between the two.

In some embodiments, the diene can be a substituted tetrazine or other heteroaromatic ring system with at least two nitrogens adjacent to each other and which is a highly reactive participant in the inverse electron demand Diels-Alder reaction. The diene is linked to the payload (which can be, e.g., a therapeutic agent, fluorescence dye, or other detectable agent). In these embodiments, the diene possesses a reactive group such as an amine, alcohol, carboxylic acid or ester, or other group that can undergo a chemical reaction with the reactive moiety on the payload to form a link between the two.

Dienes

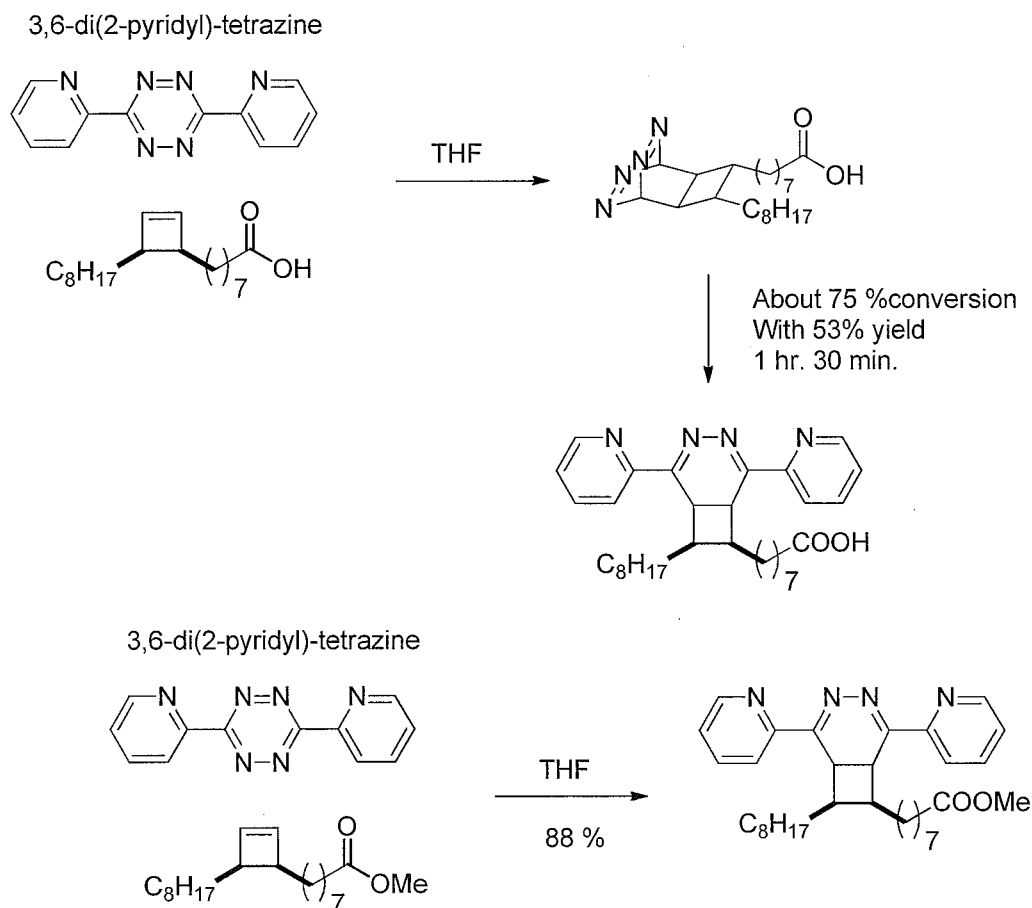
Dienes useful in the present disclosure include but are not limited to aromatic ring systems that contain two adjacent nitrogen atoms, for example, tetrazines, pyridazines, substituted or unsubstituted 1,2-diazines. Other 1,2-diazines can include 1,2-diazines annelated to a second π -electron-deficient aromatic ring such as pyrido[3,4-d]pyridazines, pyridazino[4,5-d]pyridazines, and 1,2,4-triazines. Pyridazines can also be fused with a five-membered heterocycle such as imidazo[4,5-d]pyridazines and 1,2,3-triazolo[4,5-

d]pyridazines. In some preferred embodiments, the diene is an asymmetrical tetrazine as described herein, e.g., 3-(*p*-Benzylamino)-1,2,4,5-tetrazine:



Two non-limiting examples of such a “click” chemistry reaction is shown in Scheme 6.

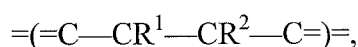
Scheme 6



Accordingly, provided herein is an amphiphilic polymer formed by polymerizing a compound as provided herein (e.g., a compound of Formula (IV) or an amphiphilic cycloalkene-containing fatty acid derivative), each having a hydrophobic end, a

hydrophilic end, and a backbone there between comprising a cycloalkene, wherein the cycloalkene comprises at least four carbon atoms, with at least two of the four carbon atoms being part of the backbone of the amphiphilic cycloalkene-containing fatty acid derivatives. In some embodiments, the polymer comprises amphiphilic fatty acid derivatives cross-linked via an unsaturated hydrocarbon chain formed by cleavage of the cycloalkene. In some embodiments, the polymer is ordered in two or three dimensions.

Further provided herein is a polymer comprising a repeating unit having the structure



where:

R^1 is hydrophobic and comprises a substituted or unsubstituted alkyl group having at least one carbon atom or a substituted or unsubstituted alkenyl group having at least two carbon atoms, and

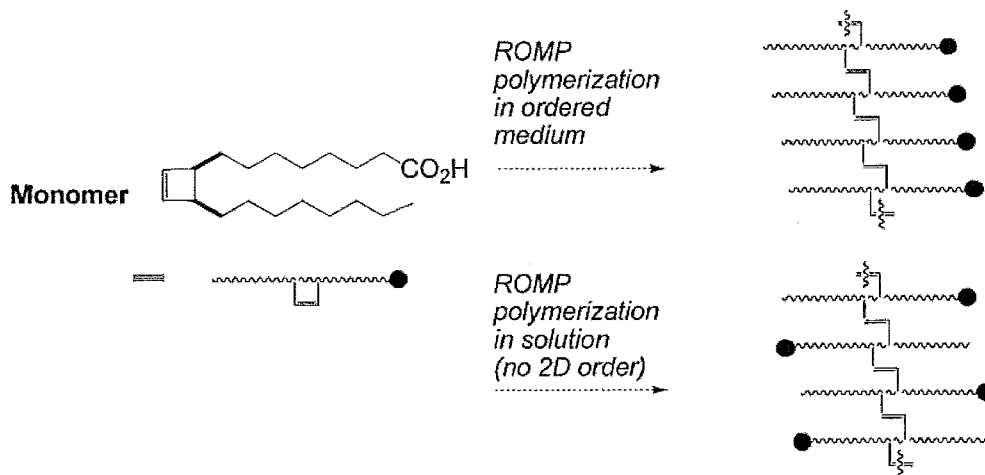
R^2 is hydrophilic and comprises a substituted alkyl group having at least one carbon atom or a substituted alkenyl group having at least two carbon atoms.

In some embodiments, the substituted alkyl group or substituted alkenyl group of R_2 comprises a hydroxyl group, an ester group, an aldehyde group, a carboxyl group, a sulfhydryl group, an amine group, an amide group, a carbamide group, or a phosphate group.

The polymers provided herein may be used in a number of applications. For example, the polymers may undergo further manipulation such as cleavage, stabilization, and/or cross-linking. For example, the carbon-carbon double bonds introduced through certain polymerization reactions (e.g., ROMP polymerization) can be cleaved by oxone or a similar oxidant, thus providing a means of breaking the polymer back to monomeric components. In some cases, the carbon-carbon double bonds which provide the cross-linking element can be saturated (hydrogenated) to form highly stable alkane linkages, making the polymer much less susceptible to oxidative cleavage. In some embodiments, the carbon-carbon double bonds which provide the cross-linking element can be cross-linked by the same methods used for latex of butadiene rubbers, allowing the incorporation of a two-dimensional crosslink within a coating or layer.

The polymers provided herein can form two-dimensional or three-dimensional ordered polymers or coatings. For example, see Scheme 7.

Scheme 7



Examples of applications of such polymers or coatings include:

- 1) Polymerization of monolayer or multilayer films derived from Langmuir-Blodgett techniques (either directly on a Langmuir trough or after transfer of a monolayer or multi layers to a substrate by dipping).
- 2) Polymerization of monolayer or multilayer films derived from polar interactions between the amphiphile and inorganic or organometallic colloids such as quantum dots.
- 3) Polymerization within micelles, bilayers, liquid crystals, and liposomes. These aggregates may be composed solely of the amphiphilic cyclobutenes or else mixtures of the amphiphilic cyclobutenes with other amphiphilic components.
- 4) Polymerization of monolayer or multilayer films of the amphiphilic cyclobutenes onto a chromatographic support such as silica to create a remarkably stable reverse-phase chromatographic layer capable of displaying any desired functional group that can be incorporated into the cyclobutene precursors. By way of comparison, commercial reverse phase chromatography columns are prepared by chemical bonding of C8 or C 18 alkylsilanes to a silica surface via siloxane bonds. The resulting siloxanes are only stable within a fairly modest pH range. If a reverse-phase chromatography column

was instead prepared using a cyclobutene-substituted monomer (for example, with a terminal siloxane grafted onto or in place of the carboxylic acid), treatment with a ROMP catalyst could provide a new chromatographic support maintaining the same fundamental features of existing supports yet possessing far greater hydrolytic stability.

- 5) The ability to prepare cyclobutenes having a close structural analogy to natural fatty acids, combined with the facility of achieving cross-metathesis of the cyclobutenes with other alkenes, will enable the use of the cyclobutene fatty acid as a means of stabilizing or solubilizing proteins or chemical reagents within biological membranes. A targeted protein or agent would be functionalized with one or more alkene units (in the form of allyl ethers, allyl esters, or allyl amides) and then subjected with cross-metathesis with a cyclobutene fatty acid to create a protein "decorated" with fatty acids, fatty acid esters, phospholipids, or triglycerides.
- 6) Polymerization or cross-metathesis of cyclobutene-containing fatty acids, or their conjugates with proteins, after absorption within the skin, hair, or nail, would result in a new class of remarkably durable cosmetic and therapeutic agents. The ability to polymerize the absorbed fatty acid under conditions that selectively target the cyclobutene would create strong and biomimetic coatings, with potential applications for cosmetics, skin protective or tanning agents, hair thickeners, and wound coatings.

Synthesis

The compounds provided herein, including salts thereof, can be prepared using known organic synthesis techniques and can be synthesized according to any of numerous possible synthetic routes.

The reactions for preparing the compounds provided herein can be carried out in suitable solvents which can be readily selected by one of skill in the art of organic synthesis. Suitable solvents can be substantially non-reactive with the starting materials (reactants), the intermediates, or products at the temperatures at which the reactions are

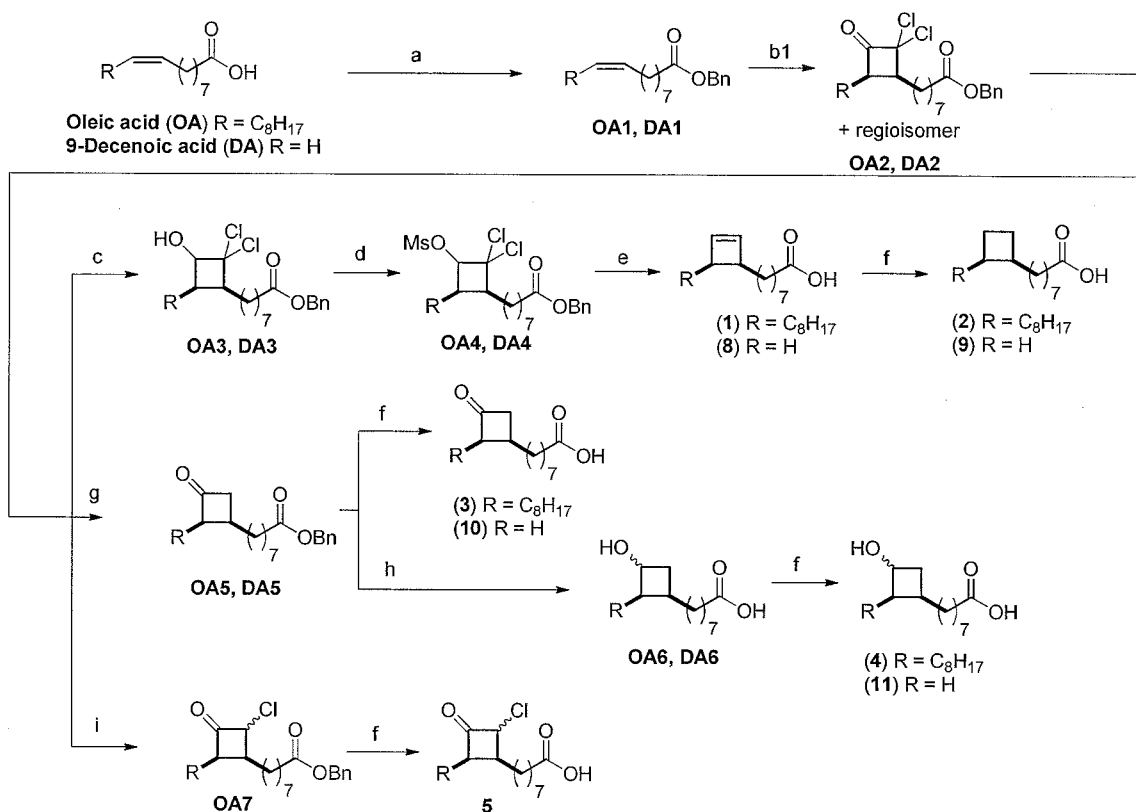
carried out, *e.g.*, temperatures which can range from the solvent's freezing temperature to the solvent's boiling temperature. A given reaction can be carried out in one solvent or a mixture of more than one solvent. Depending on the particular reaction step, suitable solvents for a particular reaction step can be selected by the skilled artisan.

Preparation of the compounds provided herein can involve the protection and deprotection of various chemical groups. The need for protection and deprotection, and the selection of appropriate protecting groups, can be readily determined by one skilled in the art. The chemistry of protecting groups can be found, for example, in *Protecting Group Chemistry*, 1st Ed., Oxford University Press, 2000; *March's Advanced Organic Chemistry: Reactions, Mechanisms, and Structure*, 5th Ed., Wiley-Interscience Publication, 2001; and Petursson, S. *et al.*, "Protecting Groups in Carbohydrate Chemistry," *J. Chem. Educ.*, 74(11), 1297 (1997).

Reactions can be monitored according to any suitable method known in the art. For example, product formation can be monitored by spectroscopic means, such as nuclear magnetic resonance spectroscopy (*e.g.*, ¹H or ¹³C), infrared spectroscopy, spectrophotometry (*e.g.*, UV-visible), mass spectrometry, or by chromatographic methods such as high performance liquid chromatography (HPLC), liquid chromatography-mass spectroscopy (LCMS), or thin layer chromatography (TLC). Compounds can be purified by those skilled in the art by a variety of methods, including high performance liquid chromatography (HPLC) ("*Preparative LC-MS Purification: Improved Compound Specific Method Optimization*" K.F. Blom, *et al.*, *J. Combi. Chem.* 6(6), 874 (2004) and normal phase silica chromatography.

In some embodiments, the compounds provided herein can be prepared as described in the Examples provided herein and as illustrated in Scheme 8:

Scheme 8



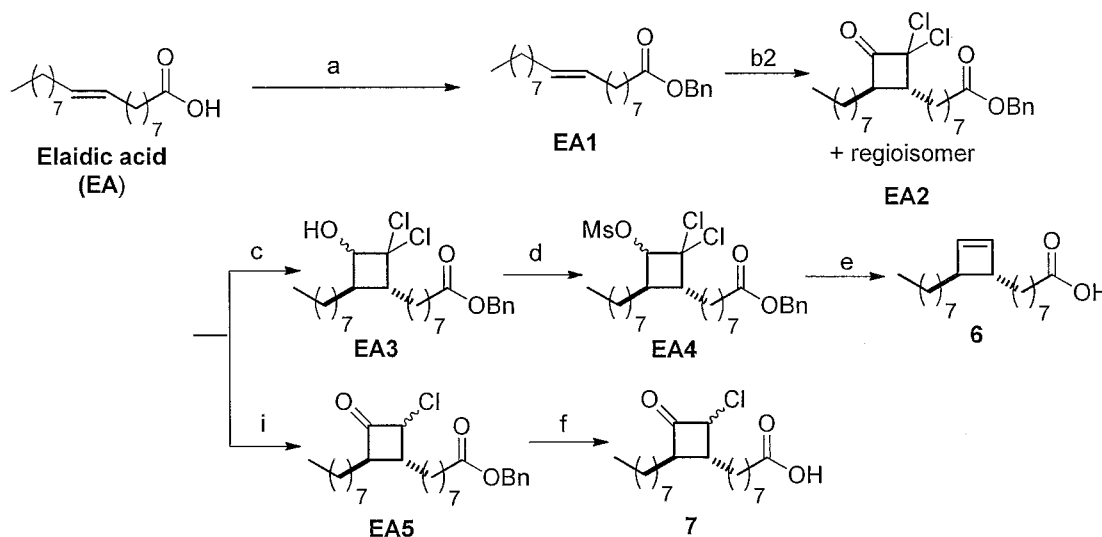
a) DMAP, DCC, BnOH, 85% (OA1), 99% (DA1); b1) Zn dust (5 equiv), Cl₃CCOCl (2.5 equiv) rt, ether, 85% for OA2 and 80% for DA2; b2) Zn(Cu) (5 equiv), Cl₃CCOCl (2.5 equiv), rt, ether 63%; c) NaBH₄, 2-propanol, 55% (OA3), 57% (DA3); d) MsCl, Et₃N, 92% (OA4 and DA4); e) Na/NH₃, -78 to -33 °C, 87% (1), 52% (8); f) H₂, Pd/C EtOAc, 96% (2), 89% (9), 87% (3), 90% (10), 81% (4), 54% (11), 70% (5); g) Zn (5 equiv), AcOH 87% (OA5) and 59% (DA1); h) NaBH₄, MeOH, -10 °C, 99% for OA6 and 76% for DA6; i) Zn, (1.1 equiv), AcOH, 97% for OA5 and 70% for EA5.

As shown above, the preparation of cyclobutene compounds as provided herein (e.g., 1) can occur using the following procedures. The benzyl ester of oleic acid undergoes cycloaddition with dichloroketene to afford a mixture of regioisomeric dichlorocyclobutanones, each predominantly as the *cis* stereoisomer. The dichlorocyclobutanones possessed limited stability and are directly reduced with sodium borohydride to furnish a mixture of regioisomeric 2,2-dichloro-1-cyclobutanols. Conversion to the corresponding methanesulfonate (mesylate) esters is followed by reaction with sodium in ammonia, resulting in simultaneous deprotection of the benzyl

ester and fragmentation/reduction of the β -chloromethanesulfonate, generating cyclobutene **1** in quantities of up to several hundred milligrams. Hydrogenation of the compound can provide the corresponding cyclobutane (e.g., **2**). A cyclobutanone (e.g., **3**) and cyclobutanol (e.g., **4**) analogs can be prepared through a variation of the above in which the initial dichlorocyclobutanone is dehalogenated, for example, with excess zinc in acetic acid. A mixture of regioisomeric monochlorocyclobutanones (e.g., **5**) can be prepared by partial reduction of the dichlorocyclobutanone with 1.1 equiv of Zn or Zn(Cu) in acetic acid. For the preparation of cyclobutanone, cyclobutanol and monochlorocyclobutanones, the final step can include removal of the benzyl ester by Pd-mediated hydrogenolysis.

Compound having shorter chains (e.g., **8-11**) can be prepared analogously from 9-decenoic acid, furnishing comparably functionalized substrates with lower log P. The *trans*-stereoisomers of cyclobutenes (e.g., **2**) and monochlorocyclobutanones (e.g., **7**) can be prepared using a similar route based upon elaidic acid (Scheme 9). In some cases, the cycloaddition step can be conducted only in the presence of activated Zn or Zn/Cu.

Scheme 9



a) DMAP, DCC, BnOH, 95% (**EA1**); b2) Zn(Cu) (5 equiv), Cl₃CCOCl (2.5 equiv), rt, ether 63%; c) NaBH₄, 2-propanol, 85% (**EA3**); d) MsCl, Et₃N, 86% (**EA4**); e) Na/NH₃, -78 to -33 °C, 46% (**6**); f) H₂, Pd/C EtOAc, 54% (**7**).

Accordingly, provided herein is a method comprising:

reacting an unsaturated fatty acid or derivative thereof having a backbone comprising at least one carbon-carbon double bond with dihaloketene (e.g., dichloroketene or dibromoketene) to achieve a stereospecific cycloaddition across the at least one carbon-carbon double bond, thereby yielding a cycloketone-containing fatty acid derivative comprising a cycloketone along the backbone, wherein the cycloketone comprises at least four carbon atoms, with at least two of the at least four carbon atoms being part of the backbone of the cycloketone-containing fatty acid derivative;

reducing the cycloketone-containing fatty acid derivative to yield an amphiphilic cycloalkene-containing fatty acid derivative having a hydrophobic end, a hydrophilic end, and a backbone therebetween comprising a cycloalkene, wherein the cycloalkene comprises at least four carbon atoms, with at least two of the four carbon atoms being part of the backbone of the amphiphilic cycloalkene-containing fatty acid derivative.

In some embodiments, the method further comprises polymerizing a multiplicity of the amphiphilic cycloalkene-containing fatty acid derivatives to yield a polymer comprising carbon-carbon double bonds. In some such embodiments, polymerization can include cross-linking the amphiphilic cycloalkene-containing fatty acid derivatives via the carbon-carbon double bond in the cycloalkene. In some embodiments, polymerizing the multiplicity of the amphiphilic cycloalkene-containing fatty acid derivatives comprises ring-opening metathesis reactions. In some embodiments, polymerizing the multiplicity of the amphiphilic cycloalkane-containing fatty acid derivatives comprises click-chemistry. For example, the amphiphilic cycloalkane-containing fatty acid derivative can be reacted with a substituted or unsubstituted tetrazine.

In some embodiments, the method further comprises hydrogenating the carbon-carbon double bonds of the polymer. In some embodiments, the method further comprises cleaving at least some of the carbon-carbon double bonds in the polymer via oxidation to yield monomeric products.

The backbones of the multiplicity of the amphiphilic cycloalkene-containing fatty acid derivatives can be aligned before polymerizing the multiplicity of the amphiphilic cycloalkene-containing fatty acid derivatives.

EXAMPLES

The invention is further described in the following examples, which do not limit the scope of the invention described in the claims.

General procedures

All reagents and solvents were used as purchased except for pyridine and CH_2Cl_2 (distilled from CaH_2 and kept under N_2) and THF (distilled from Na/benzophenone under N_2). Thin-layer chromatography (TLC) was performed on 0.25 mm hard-layer silica G plates; developed plates were visualized with a hand-held UV lamp or by staining: 1% $\text{Ce}(\text{SO}_4)_2$ and 10% $(\text{NH}_4)_2\text{MoO}_4$ in 10% aq. H_2SO_4 (general stain, after heating); 1% aq. KMnO_4 (for unsaturated compounds); 3% vanillin in 3% H_2SO_4 in EtOH (general stain, after heating). Unless otherwise noted, NMR (spectra were recorded at 400 MHz (^1H) or 100 MHz (^{13}C) in CDCl_3 ; peaks are reported as: chemical shift (multiplicity, J couplings in Hz, number of protons); “app” and “br” refer to apparent and broad signals, respectively. IR spectra were recorded as neat films (ZnSe, ATR mode) with selected absorbances reported in wavenumbers (cm^{-1}). Flash chromatography was performed on 32-60 μm silica gel. Preparative HPLC was performed on a 21 x 250 mm normal phase Si (8 micron) column at 10 mL/min of the indicated solvent unless otherwise noted. Analytical purity of compounds was checked using an analytical column (250 mm x 4.6 mm; Microsorb) at 1 mL/min of 20% EtOAc/Hexane; detection was accomplished using a differential refractometer interfaced with a data module. All compounds tested for biological activity showed >97% purity by HPLC analysis except for **5** and **7**. Melting points are uncorrected. Mass spectral analyses were carried out by HRFAB on 3-nitrobenzyl alcohol (3-NBA) or glycerol matrices at the Nebraska Center for Mass Spectrometry.

Example 1 - Preparation of Compounds

(Z)-9-Octadecenoate, benzyl ester (benzyl oleate, OA1) was prepared by a variation of a known procedure (Raviglione, M. et al. *Lancet* 2012, 379: 1902-1913). Benzyl alcohol (3.83 g, 35.4 mmol) was added to a stirred solution of oleic acid (5.136 g, 18.1 mmol) and DMAP (43.7 mg, 3.57 mmol) in CH₂Cl₂ (40 mL). The solution was cooled to 0 °C and DCC (4.211 g, 20.4 mmol) was added. The mixture was allowed to warm to room temperature and was stirred for 2.5 hours. The resulting suspension was filtered through a cotton plug and the precipitate was washed with CH₂Cl₂. The CH₂Cl₂ solution was washed with water and dried over Na₂SO₄. Evaporation of the organic solvent and flash chromatography of the residue over silica gel, using 5% EtOAc/Hex, gave benzyl oleate **OA1** (5.73 g, 85 %) as a colorless oil: $R_f = 0.83$ (10% EtOAc/Hex); IR (ZnSe, cm⁻¹) 2924, 2853, 1738, 1456, 1162, 696 cm⁻¹; ¹H NMR: δ 7.38-7.31 (5H), 5.41-5.31 (2H), 5.13 (s, 2H), 2.37 (t, $J = 7.6$ Hz, 2H), 2.05-2.00 (4H), 1.70-1.62 (m, 2H), 1.40-1.29 (20H), 0.90 (t, $J = 6.8$ Hz, 3H); ¹³C NMR δ 173.6, 136.12, 129.9, 129.7, 128.5 (two overlapping signals), 128.11, 128.09, 66.0, 34.3, 31.9, 29.7, 29.6, 29.50, 29.3, 29.1, 29.1, 27.2, 27.1, 24.9, 22.7, 14.1.

2,2-Dichloro-4-(octanoic acid benzyl ester, 8-yl) 3-octylcyclobutanone-; 2,2-Dichloro-3-(octanoic acid benzyl ester, 8-yl) 4-octylcyclobutanone (OA2); was prepared by a modification of a known procedure (Raviglione, M. et al. *Lancet* 2012, 379: 1902-1913). To a mixture of zinc dust (0.879 g, 13.4 mmol) and benzyl oleate **OA1** (1.019 g, 2.73 mmol) in 20 mL of anhydrous ether was slowly added a solution of trichloroacetyl chloride (0.75 mL, 6.8 mmol) in 7 mL of diethyl ether via dropping funnel over a period of 45 min. The reaction was stirred until judged complete by the absence of starting material (4 h, TLC). The reaction mixture was filtered through a plug of Celite and the residue was washed with ether (2 x 75 mL). The organic solution was stirred a minimum with 50% aq. NaHCO₃ and the separated aqueous layer back-extracted with ether (2 x 20 mL). The combined organic layers were dried over Na₂SO₄ and concentrated under vacuum to give 1.3041 g of the product (99%) as a yellow oil. The unpurified material was generally used directly for the next reaction because of a tendency to decompose during chromatography. However, small quantities could be

purified by rapid flash chromatography (5% EtOAc/Hex) to afford a 1:1 mixture of regioisomeric dichlorocyclobutanones **OA2** as a colorless oil: $R_f = 0.53$ (10% EtOAc/Hex); IR (ZnSe, cm^{-1}) 2926, 2855, 1800, 1735, 1456, 1162, 696 cm^{-1} ; ^1H NMR: δ 7.36-7.32 (5H), 5.120/5.116 (overlapping s, 2H), 3.55-3.49 (m, 1H) 2.97-2.93 (m, 1H), 2.37/2.35 (overlapping t, $J = 7.6$ Hz, 2H), 1.74-1.62 (m, 4H), 1.66-1.48 (m, 4H), 1.45-1.27 (br m, 18H), 0.89/0.88 (overlapping triplets, $J = 6.9$ Hz, total 3H); ^{13}C NMR δ 197.5, 173.5, 136.1, 128.5, 128.1, 88.1, 66.0, 58.0, 57.9, 49.4, 49.4, 34.2, 31.8, 31.80, 29.60, 29.3, 29.3, 29.2, 29.18, 29.15, 29.12, 29.0, 28.9, 28.9, 28.04, 27.96, 26.72, 26.68, 26.3; HRFAB-MS (3-NBA+Li matrix): calcd. for $\text{C}_{27}\text{H}_{40}\text{O}_3\text{Cl}_2\text{Li}$ $[\text{M}+\text{Li}]^+$: 489.2515; Found: 489.2499.

2,2-Dichloro-4-(octanoic acid benzyl ester, 8-yl) 3-octylcyclobutanol; 2,2-Dichloro-3-(octanoic acid benzyl ester, 8-yl) 4-octylcyclobutanol (OA3). Reduction of the dichlorocyclobutanone **OA2** was achieved using a known procedure (Raviglione, M. et al. *Lancet* 2012, 379: 1902-1913). To a 0 °C solution of the mixture of regioisomeric dichlorocyclobutanones **OA2** (1.5 g, 3.1 mmol) in *i*PrOH (45 mL) was added NaBH_4 (0.176 g, 4.65 mmol). The reaction was allowed to slowly warm to rt and stirred only until the starting material had disappeared (TLC, ~ 2.5h; byproducts tended to accumulate upon prolonged reaction). The reaction was then cooled to 0 °C and quenched with 1N HCl (40 ml). The solution was stirred for an additional 30 min and then extracted with EtOAc (3 x 100 mL). The organic layer was washed sequentially with water / sat. NaHCO_3 /brine and then dried over Na_2SO_4 . Evaporation of the organic solvent and flash chromatography of the residue on silica gel, using a step gradient of 5%/10% EtOAc/Hex, gave 0.8212 g (55% yield) of a 1:1 mixture of regioisomeric cyclobutanols **S2** as a colorless oil. The products were predominantly a regioisomeric mixture of the *cis,cis* diastereomers based on ^1H NMR, HSQC, 2D-COSY and 2D-NOESY analysis: R_f (10% EtOAc/Hex) = 0.33 (major, OH is *cis* to backbone) 0.28 (minor, OH is *trans* to backbone), 0.2 (major, OH is *cis* to backbone) and 0.15 (minor, OH is *trans* to backbone); IR (ZnSe, cm^{-1}) 3473, 3036, 2924, 2854, 1733, 1456, 1168, 696 cm^{-1} ; ^1H NMR: δ 7.36-7.32 (m, 5H), 5.116/5.112 (app s, total 2H), 4.55 (dd, $J = 10.8, 8.8$ Hz, 0.92H, *CH*-OH, *cis* to the backbone assigned based on 2D-NOESY analysis and

$^4J_{\text{diagonal H}} = 0$), 3.99 (br t, $J = 10$ Hz, 0.08H), 2.75-2.69 (m, 1H), 2.64/2.62 (overlapping d, $J = 10.8$ Hz, total 1H, -OH proton assigned based on the disappearance of this peak upon D_2O addition), 2.60-2.55 (m, 1H), 2.36/2.35 (overlapping t, $J = 7.6$ Hz, total 2H), 1.67-1.62 (bm, 3H), 1.52-1.19 (24H), 0.89/0.88 (overlapping t, $J = 6.8$ Hz, total 3H). Small quantities of the individual isomers could be isolated by semipreparative HPLC (10% EtOAc/Hex, RI detection):

first-eluting cis: $R_f = 0.33$; IR (ZnSe, cm^{-1}) 3457, 2924, 2854, 1736, 1456, 1170, 697 cm^{-1} ; $^1\text{H NMR}$: δ 7.37-7.32 (m, 5H), 5.12 (s, 2H), 4.55 (dd, $J = 10.8, 8.8$ Hz, 1H, CH-OH, cis to the backbone assigned based on 2D-NOESY analysis and $^4J_{\text{diagonal H}} = 0$), 2.72 (dt, $J = 9.2, 5.6$ Hz, 1H), 2.59 (d, $J = 10.8$ Hz, 1H, -OH), 2.55 (app dq, $J = 9.2, 5.6$ Hz, 1H), 2.36 (t, $J = 7.6$ Hz, 2H), 1.67-1.51 (br m, 3H), 1.52-1.13 (m, 24H), 0.88 (app t, $J = 6.8$ Hz, 3H); $^{13}\text{C NMR}$ δ 173.6, 136.1, 128.5 (two overlapping signals), 128.2 (two overlapping signals), 93.5, 77.2, 66.1, 49.5, 40.9, 34.3, 31.8, 29.9, 29.4, 29.4, 29.3, 29.2, 29.0, 27.0, 25.7, 24.9, 23.2, 22.7, 14.1; HRFAB-MS (3-NBA matrix): calcd. for $\text{C}_{27}\text{H}_{43}\text{O}_3\text{Cl}_2$: 485.2589 $[\text{M}+\text{H}]^+$; Found: 485.2572.

first-eluting trans: $R_f = 0.28$; IR (ZnSe, cm^{-1}) 3449, 3028, 2920, 2850, 1736, 1456, 1157, 696 cm^{-1} ; $^1\text{H NMR}$: δ 7.37-7.32 (5H), 5.12 (s, 2H), 3.99 (ddd, $J = 10.0, 8.4, 1.2$ Hz, 1H, CH-OH, trans to the backbone assigned based on 2D-NOESY analysis and $^4J_{\text{diagonal H}} = 1.2$ Hz), 2.68-2.64 (m, 1H), 2.52 (d, $J = 10.0$ Hz, 1H, -OH), 2.34 (t, $J = 7.6$ Hz, 1H), 2.29-2.20 (m, 1H), 1.67-1.26 (br m, 27H), 0.88 (app t, $J = 6.8$ Hz, 3H); $^{13}\text{C NMR}$ δ 173.6, 136.1, 128.5 (two overlapping signals), 128.2 (two overlapping signals), 91.1, 82.6, 66.1, 50.3, 44.4, 34.3, 31.9, 29.7, 29.5, 29.2, 29.04, 29.02, 28.4, 28.23, 28.15, 27.7, 24.9, 22.7, 14.1; ESI-MS: calcd. for $\text{C}_{27}\text{H}_{42}\text{O}_3\text{Cl}_2\text{Na}$: $[\text{M}+\text{Na}]^+$ 507.2409; Found: 507.2422.

Second-eluting cis: $R_f = 0.20$; IR (ZnSe, cm^{-1}) 3464, 2924, 2854, 1736, 1456, 1169, 696 cm^{-1} ; $^1\text{H NMR}$: δ 7.37-7.32 (m, 5H), 5.11 (s, 2H), 4.55 (dd, $J = 10.8, 8.8$ Hz, 1H CH-OH, cis to the backbone assigned based on 2D-NOESY analysis and $^4J_{\text{diagonal H}} = 0$), 2.72 (dt, $J = 9.2, 5.6$ Hz, 1H), 2.65 (d, $J = 10.8$ Hz, 1H, -OH), 2.54 (app dq, $J = 9.2, 5.6$ Hz, 1H), 2.35 (t, $J = 7.2$ Hz, 2H), 1.68-1.60 (bm, 3H), 1.52-1.13 (m, 24H), 0.89 (app t, $J = 6.8$ Hz, 3H); $^{13}\text{C NMR}$ δ 173.7, 136.1, 128.5 (two overlapping signals), 128.2 (two

overlapping signals), 93.5, 77.2, 66.1, 49.5, 40.9, 34.3, 31.8, 29.6, 29.4, 29.2, 29.1, 29.04, 29.00, 27.0, 25.8, 24.8, 23.2, 22.7, 14.1; HRFAB-MS (3-NBA matrix): calcd. for $C_{27}H_{43}O_3Cl_2$: 485.2589 $[M+H]^+$; Found: 485.2581

Second-eluting trans: $R_f = 0.15$; IR (ZnSe, cm^{-1}) 3464, 3033, 2925, 2854, 1738, 1498, 1160, 697 cm^{-1} ; 1H NMR: δ 7.37-7.32 (m, 5H), 5.11 (s, 2H), 3.99 (ddd, $J = 10.0, 8.4, 1.2$ Hz, 1H, CH-OH, trans to the backbone assigned based on 2D-NOESY analysis and $^4J_{diagonal\ H} = 1.2$ Hz), 2.69-2.64 (m, 1H), 2.56 (d, $J = 10.0$ Hz, 1H, -OH), 2.35 (t, $J = 7.6$ Hz, 2H), 2.26-2.22 (m, 1H), 1.66-1.26 (m, 27H), 0.88 (app t, $J = 6.8$ Hz, 3H); ^{13}C NMR δ 173.7, 136.1, 128.5 (two overlapping signals), 128.2 (two overlapping signals), 91.1, 82.6, 66.1, 50.3, 44.3, 34.3, 31.8, 29.7, 29.4, 29.2, 29.04, 28.97, 28.5, 28.21, 28.18, 27.5, 24.8, 22.7, 14.1; ESI-MS: calcd. for $C_{27}H_{42}O_3Cl_2Na$: $[M+Na]^+$ 507.2409; Found: 507.2426.

2,2-Dichloro-4-(octanoic acid benzyl ester, 8-yl) 3-octylcyclobutanol, methanesulfonate ester; 2,2-Dichloro-3-(octanoic acid benzyl ester, 8-yl) 4-octylcyclobutanol, methanesulfonate ester (OA4) was prepared by a variant of published procedures (see Baldwin, J. D. and Belfield, K. D. *J. Org. Chem.* 1987, 52, 4772-4776; and Powers, D. C. et al. *J. Org. Chem.* 2007, 72, 187-194): Methanesulfonyl chloride (62 μ L, 0.80 mmol) was slowly added to a stirred 0 °C solution of a regioisomeric mixture of cyclobutanols **OA3** (0.193 g, 0.398 mmol) and triethylamine (0.25 mL, 8 mmol) in CH_2Cl_2 (2 mL) over 15 min. The reaction was allowed to slowly warm to rt and was stirred for 17 h or until no starting material remained (TLC). The reaction was diluted with 75 mL of CH_2Cl_2 and washed sequentially with 1N HCl (2 x 25 mL), sat aq. $NaHCO_3$ (2 x 25 mL) and water (2 x 25 mL). The organic solution was then dried with Na_2SO_4 and concentrated under reduced pressure. The residue was purified by flash chromatography using 10% EtOAc/Hex to give a light yellow oil (0.2061 g, 92 %) consisting of a 1:1 mixture of regioisomers, each a 92:8 mixture of cis/trans stereoisomers based upon 1H NMR: R_f (10% EtOAc/Hex) = 0.31 (first trans), 0.26 (first cis/second trans), 0.21 (second cis); IR (ZnSe, cm^{-1}) 3032, 2925, 2855, 1735, 1458, 1180, 696 cm^{-1} ; 1H NMR: δ 7.36-7.33 (m, 5H), 5.33 (d, $J = 9.6$ Hz, 0.92H), 5.114/5.109 (two s, total 2H), 4.84 (d, $J = 7.6$ Hz, 0.08H), 3.208/3.205 (two s, total 3H), 2.76-2.74 (m, 2H),

2.36/2.34 (two overlapping t, $J = 7.6$ Hz, total 2H), 1.66-1.60 (m, 4H), 1.46-1.26 (m, 22H), 0.88/0.87 (overlapping t, $J = 6.8$ Hz, total 3H).

Small quantities of individual isomers could be separated for analysis by HPLC using 10% EtOAc/Hex. The stereochemical assignments were confirmed by 2D-NMR experiments and by preparation of individual methanesulfonates from individual samples of alcohols described in the previous step.

First eluting trans: $R_f = 0.31$; IR (ZnSe, cm^{-1}) 3032, 2926, 2855, 1737, 1733, 1456, 1180, 697 cm^{-1} ; ^1H NMR: δ 7.37-7.32 (5H), 5.12 (s, 2H), 4.84 (d, $J = 7.6$ Hz, 1H), 3.20 (s, 3H), 2.74-2.68 (m, 2H), 2.36 (t, $J = 7.6$ Hz, 2H), 1.67-1.32 (br m, 26H), 0.88 (t, $J = 6.8$ Hz, 3H); ^{13}C NMR δ 173.6, 136.1, 128.5 (two overlapping signals), 128.2 (two overlapping signals), 86.4, 85.8, 66.1, 50.5, 41.1, 39.5, 34.3, 31.8, 29.5, 29.4, 29.3, 29.2, 29.01, 28.98, 28.3, 28.1, 27.6, 27.1, 24.9, 22.6, 14.1; ESI-MS: calcd. for $\text{C}_{28}\text{H}_{44}\text{O}_5\text{Cl}_2\text{S}$: $[\text{M}+\text{Na}]^+$ 585.2184; Found: 585.2188.

Second-eluting trans: $R_f = 0.26$; IR (ZnSe, cm^{-1}) 3040, 2927, 2855, 1734, 1456, 1179, 697 cm^{-1} ; ^1H NMR: δ 7.37-7.32 (m, 5H), 5.11 (s, 2H), 4.84 (dd, $J = 8.4, 0.8$ Hz, 1H), 3.19 (s, 3H), 2.76-2.65 (m, 2H), 2.35 (t, $J = 7.6$ Hz, 2H), 1.67-1.32 (26H), 0.89 (t, $J = 6.8$ Hz, 3H); ^{13}C NMR δ 173.6, 136.1, 128.5 (two overlapping signal), 128.2 (two overlapping signal), 86.4, 85.7, 66.1, 50.5, 41.1, 39.5, 34.3, 31.8, 29.6, 29.31, 29.25, 29.2, 29.0, 28.3, 28.1, 27.6, 27.0, 24.9, 22.7, 14.1; ESI-MS; calcd. for $\text{C}_{28}\text{H}_{44}\text{O}_5\text{Cl}_2\text{S}$: $[\text{M}+\text{Na}]^+$ 585.2184; Found: 585.2205.

First-eluting cis: $R_f = 0.26$; IR (ZnSe, cm^{-1}) 2926, 2855, 1736, 1456, 1182, 697 cm^{-1} ; ^1H NMR: δ 7.37-7.32 (m, 5H), 5.33 (app d, $J = 9.6$ Hz, 1H), 5.11 (s, 2H), 3.19 (s, 3H), 2.80-2.72 (bm, 2H), 2.36 (app t, $J = 7.6$ Hz, 2H), 1.70-1.63 (m, 4H), 0.87 (t, $J = 6.8$ Hz, 3H); ^{13}C NMR δ 173.6, 136.0, 128.5 (two overlapping signal), 128.1 (two overlapping signal), 88.9, 80.7, 66.0, 49.5, 40.2, 39.2, 34.2, 31.8, 29.7, 29.3, 29.3, 29.2, 29.0, 28.8, 26.7, 25.7, 24.8, 23.7, 22.6, 14.1; HRFAB-MS (3-NBA matrix): calcd. for $\text{C}_{28}\text{H}_{45}\text{O}_5\text{Cl}_2\text{S}$: $[\text{M}+\text{H}]^+$ 563.2365; Found: 563.2349.

Second-eluting cis: $R_f = 0.21$; IR (ZnSe, cm^{-1}) 2925, 2855, 1735, 1457, 1181, 697 cm^{-1} ; ^1H NMR: δ 7.36-7.32 (m, 5H), 5.33 (app d, $J = 9.6$ Hz, 1H), 5.11 (s, 2H), 3.20 (s, 3H), 2.80-2.69 (bm, 2H), 2.34 (app t, $J = 7.6$ Hz, 2H), 1.74-1.60 (4H), 1.50-1.19 (22H);

^{13}C NMR δ 173.6, 136.1, 128.5 (two overlapping signal), 128.1 (two overlapping signal), 89.0, 80.7, 66.0, 49.5, 40.2, 39.3, 34.2, 31.8, 29.5, 29.5, 29.3, 29.2, 28.9, 28.9, 28.7, 26.8, 25.7, 24.8, 23.7, 22.6, 14.1; HRFAB-MS (3-NBA matrix): calcd. for $\text{C}_{28}\text{H}_{45}\text{O}_5\text{Cl}_2\text{S}$: $[\text{M}+\text{H}]^+$ 563.2365; Found: 563.2360.

1-(Octanoic acid, 8-yl)-2-octylcyclobutene (1) was prepared from the unpurified dichloromethanesulfonate using a reported procedure (see Baldwin, J. D. and Belfield, K. D. *J. Org. Chem.* 1987, 52, 4772-4776; and Powers, D. C. et al. *J. Org. Chem.* 2007, 72, 187-194). NH_3 (~ 15 mL, liquid) was condensed into a 100-mL three-necked round bottom flask fitted with a dry ice/acetone condenser. Sodium (0.1127 g, 4.90 mmol, sliced under Hex) was added in small pieces. The resulting deep blue solution was stirred for 20 min. A solution of 0.2761 g (0.49 mmol) of the mixture of regioisomeric methanesulfonates **S3** in anhydrous THF (1.5 mL) was added over 10 min. The reaction was removed from the dry ice bath and allowed to stir at $-35\text{ }^\circ\text{C}$ (refluxing NH_3) 5-30 min (depending on the scale of preparation). The reaction was then recooled to $-78\text{ }^\circ\text{C}$ (dry ice/acetone) and stirred for 2 h or until the starting material was consumed by TLC. Saturated aq. NH_4Cl was slowly added until the blue color was no longer visible. The condenser was removed and the reaction mixture was slowly allowed to warm to $0\text{ }^\circ\text{C}$ with evaporation of NH_3 . The remaining reaction mixture was diluted with 30 mL of water and the suspension was extracted with CH_2Cl_2 (3 x 50 mL). The organic layers were combined and washed sequentially with 1N aq. HCl/water/saturated aq. NaHCO_3 /water/brine. The organic solution was then dried with NaSO_4 , and concentrated under reduced pressure. The residue was purified by flash column chromatography using 10% EtOAc/Hex to afford the cyclobutene carboxylic acid (0.1312 g, 87%) as a low-melting white solid: $R_f = 0.50$ (80:20:1 of Hex:EtOAc:AcOH); mp = $33\text{-}35\text{ }^\circ\text{C}$; IR (ZnSe, cm^{-1}) 3493, 3036, 2923, 2853, 1708, 1467, 1275, 728 cm^{-1} ; ^1H NMR: δ 10.94 (br s, 1H, COOH), 6.17-6.15 (br m, 2H), 2.83-2.75 (br s, 2H), 2.35 (t, $J = 7.6\text{ Hz}$, 2H), 1.68-1.60 (br m, 2H), 1.52-1.40 (br m, 2H), 1.35-1.20 (23H), 0.88 (t, $J = 6.8\text{ Hz}$, 3H); ^{13}C NMR (found 18 carbons) δ 180.6, 140.0, 139.9, 46.8, 46.7, 34.1, 31.9, 29.9, 29.8, 29.8, 29.7, 29.6, 29.5, 29.3, 29.3, 29.2, 29.0, 28.3, 28.2, 24.6, 22.7, 14.1; HRFAB-MS (Gly

matrix): calcd. for $C_{20}H_{35}O_2$ 307.2637; Found $[M-H]^-$: 307.2636. Purity >99 % by HPLC (retention time, 4.63 min).

cis-9,10-Ethanoctadecanoic acid (2). A solution of cyclobutene **1** (0.031 g, 0.1 mmol) and 10% Pd/C (0.02 g, 0.02 mmol) in EtOAc (1 mL) was placed in a vial under an atmosphere of H_2 and stirred at rt overnight (16 h). The mixture was then filtered through a plug of Celite and the plug was washed with approximately 10 mL of EtOAc. The solution was then evaporated under vacuum to afford 0.0297 g of the unprotected acid **2** (96%) as a colorless oil which was pure enough to use without chromatography: R_f = 0.50 (80:20:1 of Hex:EtOAc:AcOH); IR (ZnSe, cm^{-1}): 3051 (br), 2921, 2852, 1708 cm^{-1} ; 1H NMR: δ 10.93 (br s, 1H, COOH), 2.35 (t, J = 7.3, 2H), 2.24 (br s, 2H), 2.00-1.90 (br m, 1H), 1.64 (quintet J = 7.3, 2H), 1.60-1.50 (m, 2H), 1.45-1.10 (br m, 24H), 0.88 (br t, J = 7.0 Hz, 3H); ^{13}C NMR: δ 180.2, 37.7, 37.6, 34.1, 31.9, 30.11, 30.05, 29.9, 29.7, 29.7, 29.4, 29.3, 29.1, 27.64, 27.55, 24.8, 24.7, 22.7, 14.1; HRCI-MS: calcd. for $C_{20}H_{38}O_2$: $[M+H]^+$ 311.2950; Found: 311.2949. Purity 100% by HPLC (retention time, 4.56 min).

2-(Octanoic acid benzyl ester, 8-yl) 3-octylcyclobutanone and 3-(Octanoic acid benzyl ester, 8-yl) 2-octylcyclobutanone (OA5) was prepared by a modification of a known procedure (see Powers, D. C. et al. *J. Org. Chem.* 2007, 72, 187-194). To a solution of the regioisomeric dichloroketones **OA2** (0.67 g, 1.4 mmol) in glacial acetic acid (3 mL) was added Zn(Cu) (0.45 g, 6.9 mmol). The mixture was stirred at rt under N_2 until TLC showed complete disappearance of starting material (~5 h). The reaction mixture was then filtered through a plug of Celite and washed with ether. The filtrate was washed sequentially with saturated aq. $NaHCO_3$ and water, and dried over Na_2SO_4 . The residue obtained upon concentration was purified by flash chromatography on silica gel (5% EtOAc in Hex) to afford 0.388 g (87%) of a mixture of regioisomeric cyclobutanones **OA5** as a colorless oil: R_f = 0.41 (10% EtOAc/Hex); IR (ZnSe, cm^{-1}) 3034, 2923, 2853, 1774, 1735, 1161, 696 cm^{-1} ; 1H NMR: δ 7.36-7.26 (br m, 5H), 5.115 (s, 2H), 3.28-3.17 (br m, 1H), 3.15-3.05 (br m, 1H), 2.51-2.43 (m, 1H), 2.42-2.32 (br m, 1H), 2.35/2.34 (overlapping t, J = 7.53 Hz, 2H), 1.70-1.50 (br m, 4H), 1.45-1.14 (br m, 22H), 0.88/0.87 (overlapping t, J = 7.19 Hz, 3H); ^{13}C NMR δ 212.0, 173.6, 136.1, 128.5, 128.1, 66.0 (br s), 61.9/61.8 (two app s), 50.1/50.1 (two app s), 34.2, 31.8, 30.1, 30.0,

29.6, 29.6, 29.5, 29.4, 29.4, 29.23, 29.17, 29.0, 28.2, 28.08, 28.05, 27.98, 27.6, 24.9, 24.3, 24.3, 22.6, 14.1; HREI-MS: calcd. for C₂₇H₄₁O₃Na 437.3032; Found [M+Na]⁺: 437.3029.

2-(Octanoic acid, 8-yl) 3-octylcyclobutanone and 3-(octanoic acid, 8-yl) 2-octylcyclobutanone (3). A solution of the cyclobutanone **OA5** (0.0391 g, 0.09 mmol) and 10% Pd/C (0.020 g, 0.18 mmol) in anhydrous MeOH (1 mL) in a vial was placed under an atmosphere of H₂ and stirred at rt overnight (16 h). The mixture was then concentrated under vacuum. The residue was resuspended in EtOAc (~ 20 mL) and filtered through a plug of Celite. The residue obtained upon concentration was purified by flash column chromatography on silica gel (10%/25% EtOAc/Hex) to afford 0.0267 g of the carboxylic acid **3** (87%) as a colorless oil: *R_f* = 0.16 (25% EtOAc/Hex); IR (ZnSe, cm⁻¹) 3322 (br), 2926, 2856, 1776, 1709, 913, 749 cm⁻¹; ¹H NMR: δ 3.28-3.18 (br m, 1H), 3.13/3.09 (overlapping dd, *J* = 9.6, 3.1 and 9.0, 3.5, 0.56H/0.44H), 2.50/2.46 (two app abnormal-shape quintets, 0.55H/0.52H), 2.42 (br dd, *J* = 9.6, 4.5 Hz, 1H), 2.35/2.34 (two app t, *J* = 7.45 Hz, 2H), 1.63-1.54 (br m, 4H), 1.43-1.18 (br m, 22H), 0.88/0.87 (overlapping br t, *J* = 7.0 Hz, 3H); ¹³C NMR: δ 212.1, 179.9, 62.0/61.9 (two app s), 50.20/50.17 (two app s), 34.0, 31.9, 30.1, 30.1, 29.7, 29.6, 29.6, 29.4, 29.3, 29.2, 29.02, 28.98, 28.2, 28.1, 28.0, 27.6, 24.6, 24.3, 24.3, 22.7, 14.1; HREI-MS: calcd. for C₂₀H₃₆O₃Na 347.2557; Found [M+Na]⁺: 347.2557. Purity >97% by HPLC (retention time, 6.82 min).

2-(Octanoic acid benzyl ester, 8-yl) 3-octylcyclobutanol and 3-(Octanoic acid benzyl ester, 8-yl) 2-octylcyclobutanol (OA6). To a -10 °C (ice/NaCl bath) solution of the cyclobutanone **OA5** (0.037 g, 0.07 mmol) in anhydrous MeOH (1.5 mL) was added NaBH₄ (0.005 g, 0.15 mmol) under N₂. The reaction mixture was stirred at -10 °C until no starting material remained on TLC (~ 20 min). The reaction was diluted with about 5 mL CH₂Cl₂ and quenched with 2 mL sat. NaHCO₃. The mixture was stirred for 10 min. The organic layer was removed and the aqueous layer was extracted with CH₂Cl₂ (3 x 5 mL). The organic layers were combined, dried over with Na₂SO₄, and evaporated to afford the alcohol as a colorless oil (0.029 g, 99%). Although the crude product appears pure by ¹H NMR, it is actually a mixture of two regioisomers, each a 70:30 mixture of the 1,2,3- *cis/cis* and the 1,2-*trans*-2,3-*cis* isomers (isomer identities established through

2D-NMR). The individual isomers can be detected by TLC in 20% EtOAc/Hex: R_f = 0.50 (major, all cis), 0.45 (major, all cis), 0.39 (minor, OH is trans to backbone), and 0.37 (minor, OH is trans to backbone); IR (ZnSe, cm^{-1}) 3396 (br), 2922, 2852, 1737, 1156, 732, 696 cm^{-1} ; ^1H NMR: δ 7.39-7.28 (br m, 5H), 5.14 (s, 2H), 4.23 br q, J = 7.3, 0.7H), 3.93 (br q, J = 7.3, 0.3H), 2.42-2.36 (overlapping signal, 1H), 2.37 (t, J = 7.6, 2H), 2.15-1.95 (br m, 1H), 1.90-1.78 (br m, 1H), 1.70-1.60 (br m, 2H), 1.60-1.48 br m, 2H), 1.45-1.20 (br m, 22H), 0.90 (br t, J = 7.6, 2H); ^{13}C NMR: δ 173.68/173.65 (overlapping), 136.1, 128.5, 128.1, 72.2, 66.09/66.06 (two overlapping s), 66.0, 43.97/43.95 (overlapping), 37.3, 34.3, 31.9, 30.7, 30.6, 30.2, 29.94, 29.87, 29.8, 29.7, 29.62, 29.58, 29.5, 29.33, 29.29, 29.2, 29.14, 29.08, 29.0, 27.7, 27.6, 24.90, 24.88, 23.4, 23.3, 22.7, 14.1; HRESI-MS: calcd. for $\text{C}_{27}\text{H}_{44}\text{O}_3\text{Na}$ 439.3188; Found $[\text{M}+\text{Na}]^+$: 439.3174.

2-(Octanoic acid, 8-yl) 3-octylcyclobutanol and 3-(Octanoic acid, 8-yl) 2-octylcyclobutanol (4) were prepared as a mixture (0.0158 g, 81%) from benzyl ester(s) **OA6** (0.0247 g, 0.06 mmol), 10% Pd/C (0.0126 g, 0.012 mmol) and EtOAc (0.6 mL) using a similar procedure as described for compound **2**. Although the product, which is a colorless oil, is assumed to be a similar mixture of regio- and stereoisomers as was present in the benzyl ester precursor, the individual isomers are not separable: R_f = 0.32 (4:6:0.05 of EtOAc:Hex:AcOH); IR (ZnSe, cm^{-1}) 3309 (br), 2922, 2853, 1709 cm^{-1} ; ^1H NMR: δ 4.22 (q, J = 7.6, 0.7H, assumed -OH is cis to backbone from the characterization of starting material), 3.92 (q, J = 7.6, 0.3H, assumed OH is trans to backbone), 2.43-2.33 (br m, 1H), 2.34 (t, J = 7.3, 2H), 2.18-1.92 (m), 1.84 (br septet, J = 8.0, 1H), 1.68-1.58 (br quintet, J = 7.0, 2H), 1.58-1.48 (br m, 2H), 1.43-1.18 (br m, 22H), 0.88 (br t, J = 7.0 Hz, 3H); ^{13}C NMR: δ 179.50/179.46 (two app s), 72.28, 66.16/66.12 (two app s), 48.87/48.79 (two app s), 43.97, 37.26, 35.06, 33.98, 31.89, 30.69/30.62, 30.24, 30.18, 29.90, 29.87, 29.79, 29.74, 29.63, 29.60, 29.51, 29.46, 29.34, 29.31, 29.21, 29.11, 29.06, 29.01, 28.99, 28.97, 28.67, 28.60, 28.05, 27.95, 27.92, 27.73, 27.60, 24.66/24.63, 23.38/23.34, 22.67, 14.10; HRESI-MS: calcd. for $\text{C}_{20}\text{H}_{38}\text{O}_3\text{Na}$ 349.2719; Found $[\text{M}+\text{Na}]^+$: 349.2715. Purity >99 % by HPLC (retention time, 11.8 and 15.9 min).

2-Chloro-4-(octanoic acid benzyl ester, 8-yl)-3-octylcyclobutanone; 2-Chloro-3-(octanoic acid benzyl ester, 8-yl) 4-octylcyclobutanone (OA7) was prepared based

on a modification of a known procedure. To a solution of dichloroketone **OA2** (0.9917 g, 2.1 mmol) in 4 mL of glacial acetic acid was added Zn dust (0.1475 g, 2.3 mmol). [Note: The amount of Zn required depended upon the purity of the dichlorocyclobutanone. In most cases, it was necessary to add a second equivalent after approximately 12 h of reaction.] The mixture was stirred at rt under N₂ until complete disappearance of the starting material was observed (16 h, TLC). The reaction mixture was then cooled in an ice bath and diluted with water (20 mL). The resulting solution was extracted with EtOAc (3 x 50 mL) and the combined organic layers were washed sequentially with water (2 x 100 mL) and saturated NaHCO₃ solution (2 x 50 mL). The resulting organic layer was dried over Na₂SO₄ and concentrated under reduced pressure to furnish a colorless oil (0.8948 g, 97% crude yield) as a 1:1 mixture of regioisomers, each a 9:1 mixture of cis/trans stereoisomers (¹H NMR); the mixture was used directly in the next step. Analysis of the ¹H NMR indicated that the expected product was accompanied by recovered starting material **OA2** (approximately 14%) and the cyclobutanone **OA5** (overreduction product, approximately 10%). These byproducts could not be removed by flash chromatography. *R_f* = 0.58/0.53 (major), 0.48/0.43 (minor) (10% EtOAc in Hex); IR (ZnSe, cm⁻¹) 3036, 2925, 2854, 1789, 1735, 1456, 1162, 696 cm⁻¹; ¹H NMR: δ 7.36-7.25 (m, 5H), 5.12/5.11 (overlapping s, 2H), 4.97 (dd, *J* = 2.6, 9.5, 0.1H), 4.51 (dd, *J* = 2.8, 7.6 Hz, 0.9H), 3.35-3.20 (m, 1.1H), 2.75-2.65 (m, 0.1H), 2.53-2.40 (m, 0.9H), 2.36/2.35 (overlapping t, *J* = 7.2 Hz, 2H), 1.75-1.20 (m, 26H), 0.92-0.85 (m, 3H); ¹³C NMR δ 203.48/203.45, 173.5, 136.1, 128.5, 128.1, 66.0, 65.7, 58.3, 58.2, 40.74/40.72, 34.18, 31.77/31.75, 29.5, 29.3, 29.24, 29.16, 29.14, 29.13, 29.02, 28.97, 28.90, 28.86, 28.02, 27.96, 27.92, 27.87, 25.64/25.57, 24.80/24.78, 22.59/22.58, 14.0; HRESI-MS: calcd. for C₂₇H₄₁O₃ClNa 471.2642; Found [M+Na]⁺: 471.2635.

2-Chloro-4-(octanoic acid, 8-yl) 3-octylcyclobutanone-; 2-Chloro-3-(octanoic acid, 8-yl) 4-octylcyclobutanone (5) was prepared in a similar manner as compound 2. The benzyl ester **OA7** (0.085g, 0.19 mmol), 10% Pd/C (0.040g, 0.038 mmol) and EtOAc (1.9 mL) were used to afford 0.0478 g of the unprotected acid **5** (70%) as a colorless oil after purification by flash column chromatography (20% EtOAc/Hex). The product also

contain approximately 5% of an inseparable *trans*-chlorocyclobutanone **7** byproduct (^1H NMR signal at δ 4.37) probably arising from the epimerization of *cis*-chlorocyclobutanone **5**: R_f = 0.19 (4:1 Hex:EtOAc); IR (ZnSe, cm^{-1}) 3036, 2924, 2854, 1788, 1706, 1461 cm^{-1} ; ^1H NMR: δ 10.74 (br s, 1H, COOH), 4.96 (dd, J = 9.4, 2.6, 0.05H), 4.50 (dd, J = 7.6, 2.8, 0.95H), 3.35-3.20 (m, 1.05H), 2.46 (quintet, J = 8.1, 0.95H), 2.74-2.62 (m, 0.05H), 2.35/2.33 (overlapping t, J = 7.3, 2H), 1.80-1.15 (m, 22H), 0.88/0.87 (overlapping t, J = 6.9, 3H); ^{13}C NMR δ 203.62/203.56, 180.1, 65.7, 58.30/58.26, 401.8, 34.0, 31.8, 29.5, 29.4, 29.3, 29.18/29.15, 29.04/29.00, 28.9, 28.04/27.98, 27.95/27.90, 25.67/25.59, 24.5, 22.6, 14.1; HRESI-MS: calcd. for $\text{C}_{20}\text{H}_{35}\text{O}_3\text{ClNa}$ 381.2172; Found $[\text{M}+\text{Na}]^+$: 381.2191.

(E)-9-octadecenoic acid, benzyl ester (benzyl elaidate) was prepared from the reaction of elaidic acid (0.9836, 3.5 mmol), DCC (0.79 g, 3.8 mmol), DMAP (0.087 g, 0.7 mmol), and benzyl alcohol (0.73 mL, 7 mmol) in CH_2Cl_2 (10 mL) by a similar procedure as employed for benzyl oleate. The product was purified by flash column chromatography on silica gel (2.5% / 5% EtOAc/Hex) to afford 1.2280 g (95%) of benzyl elaidate as a colorless oil: R_f = 0.57 (10% EtOAc/Hex). IR (ZnSe, cm^{-1}) 2922, 2852, 2737, 1160, 966, 696 cm^{-1} ; ^1H NMR: δ 7.38-7.34 (m, 5H), 5.41-5.38 (m, 2H), 5.13 (s, 2H), 2.37 (t, J = 7.2 Hz, 2H), 1.98 (br s, 4H), 1.68-1.63 (m, 2H), 1.38-1.18 (br m, 20H), 0.90 (t, J = 7.2 Hz, 3H); ^{13}C NMR δ 173.6, 136.1, 130.4, 130.2, 128.5, 128.1, 66.0, 34.3, 32.57, 32.52, 31.9, 29.6, 29.52, 29.46, 29.3, 29.2, 29.1, 29.0, 28.9, 24.9, 22.7, 14.1.

2,2-Dichloro-4-(octanoic acid benzyl ester, 8-yl) 3-octylcyclobutanone-; 2,2-Dichloro-3-(octanoic acid benzyl ester, 8-yl) 4-octylcyclobutanone (EA2) was prepared based on a known procedure.^{Error! Bookmark not defined.} To a mixture of Zn(Cu) (1.8443, 28 mmol) and benzyl elaidate **EA1** (2.073g, 5.6 mmol) in 11 mL of anhydrous ether was added over 2 h (syringe pump) trichloroacetyl chloride (2.0 mL, 18 mmol). The reaction mixture was stirred at rt for 5 h (or until the starting material is consumed by TLC) and filtered through a plug of Celite. The residue was washed with ether (20 mL). The combined ether layers were transferred to a round bottom flask and cooled over ice. The black solution was then diluted with 40 mL of water and 40 mL of sat. NaHCO_3 . The mixture was allowed to warm to rt and stirred overnight. The aqueous layer was extracted

with ether (3 x 50 mL) and the combined organic layers were dried over Na_2SO_4 and evaporated to dryness. The residue obtained upon concentration could be used for the next step without further purification or, alternatively, could be purified by rapid flash column chromatography through a short plug of silica (2.5% / 5% EtOAc/Hex) to afford 1.6856 g (63%) of a yellow oil consisting of a 1:1 mixture of regioisomers: $R_f = 0.63$ (20% EtOAc/Hex); IR (ZnSe, cm^{-1}) 2926, 2855, 1802, 1735, 1456, 1162, 696 cm^{-1} ; ^1H NMR: δ 7.47-7.23 (m, 5H), 5.120/5.117 (overlapping s, 2H), 3.158/3.126 (overlapping dt, $J = 7.2, 1.5$ Hz, 1H), 2.56-2.46 (m, 1H), 2.37/2.34 (overlapping t, $J = 7.6$ Hz, 2H), 1.96-1.18 (m, 26H), 0.90/0.87 (overlapping t, $J = 7.2$ Hz, 3H); ^{13}C NMR, 75 MHz: δ 196.3, 173.5, 136.0, 128.4, 128.1, 87.1, 66.0, 60.7, 60.6, 52.3, 34.2, 34.1, 31.8, 31.7, 31.37, 31.36, 29.42, 29.40, 29.3, 29.23, 29.20, 29.14, 29.12, 29.08, 28.93, 28.90, 28.85, 27.5, 27.4, 27.12, 27.05, 24.80, 24.78, 22.59, 22.57, 14.04, 14.03; HRESI-MS: calcd. for $\text{C}_{27}\text{H}_{40}\text{O}_3\text{Cl}_2\text{Na}$ $[\text{M}+\text{Na}]^+$: 505.2252 Found: 505.2248.

2,2-Dichloro-4-(octanoic acid benzyl ester, 8-yl) 3-octylcyclobutanol; 2,2-Dichloro-3-(octanoic acid benzyl ester, 8-yl) 4-octylcyclobutanol (EA3) was prepared by a similar procedure as **OA3**. Dichlorocyclobutanone **EA2** (0.2100 g, 0.4 mmol), NaBH_4 (0.055 g, 1.5 mmol), and *i*PrOH 6 mL was obtained the product purified by flash column chromatography with 5% EtOAc/Hex to afford the mixture of 1:1 regioisomer **EA3** 0.1659 g (85%) as a colorless oil: $R_f = 0.66(\text{minor})/0.61(\text{major})/0.56(\text{minor})/0.51(\text{major})$ (10% EtOAc/Hex). IR (ZnSe, cm^{-1}): 3459 (br), 2924, 2853, 1736, 1456, 1161, 734, 696 cm^{-1} ; ^1H NMR: δ 7.36-7.31 (m, 5H), 5.12 (s, 2H), 4.37 (br d, $J = 6.4$ Hz, 0.4H), 3.91 (br d, $J = 8.0$ Hz, 0.6H), 2.80-2.45 (br m, 2H), 2.37/2.36 (overlapping t, $J = 7.6$ Hz, 2H), 1.80-1.05 (br m, 26H), 0.89/0.88 (overlapping t, $J = 6.7$ Hz, 3H). Small quantities of individual isomers could be separated for analysis by flash column chromatography using 10% EtOAc/Hex. The stereochemical assignments were assigned by 2D-NMR experiments including COSY, NOESY, and HSQC.

first-eluting H₁-H₃ trans: $R_f = 0.66$; IR (ZnSe, cm^{-1}): 3463 (br), 2927, 2855, 1738, 1453, 1158 cm^{-1} ; ^1H NMR: δ 7.37-7.31 (m, 5H), 5.12 (s, 2H), 4.38 (ddd, $^3J_{\text{H}_1, \text{H}_4} = 6.8$ Hz, $^3J_{\text{H}_1, \text{OH}} = 5.1$ Hz, $^4J_{\text{H}_1, \text{H}_3(\text{trans})} = 1.3$ Hz, 1H, CH-OH), 2.62-2.55 (m, 1H, CH- CCl_2), 2.44

(d, $^3J_{\text{H1,OH}} = 5.1$ Hz, -OH), 2.36 (t, $J = 7.6$ Hz, 2H), 2.18-2.08 (m, 1H, CH-CHOH), 1.80-1.10 (br m, 26H), 0.89 (t, $J = 6.7$ Hz, 3H); ^{13}C NMR: δ 173.6, 136.1, 128.5, 128.2, 90.2, 78.5, 66.1, 57.0, 42.0, 34.3, 31.9, 31.3, 29.7, 29.5, 29.4, 29.3, 29.0, 27.7, 27.5, 26.6, 24.9, 22.7, 14.1; HRESIMS: calcd. for $\text{C}_{27}\text{H}_{40}\text{O}_3\text{Cl}_2$: $[\text{M}+\text{Na}]^+$ 507.2409; Found: 507.2409.

first-eluting H₁-H₃ cis: $R_f = 0.61$; IR (ZnSe, cm^{-1}): 3448 (br), 2925, 2854, 1737, 1456, 1163, 734, 697 cm^{-1} ; ^1H NMR: δ 7.37-7.31 (m, 5H), 5.12 (s, 2H), 3.91 (dd, $^3J_{\text{H1,OH}} = 10.8$ Hz, $^3J_{\text{H1,H4(trans)}} = 8.0$ Hz, $^4J_{\text{H1,H3(cis)}} = 0$ Hz, 1H, CH-OH), 2.46 (d, $J = 10.8$ Hz, 2H, OH), 2.36 (t, $J = 7.6$ Hz, 2H), 2.11-2.04 (m, 1H, CH- CCl_2), 1.75-1.18 (m, 27H), 0.88 (t, $J = 6.8$ Hz, 3H); ^{13}C NMR, 75 MHz: δ 173.6, 136.1, 128.5, 128.2, 91.0, 81.6, 66.1, 51.9, 48.1, 34.3, 33.0, 31.8, 30.0, 29.6, 29.41, 29.38, 29.2, 29.0, 27.3, 26.8, 24.9, 22.6, 14.1; HRESIMS: calcd. for $\text{C}_{27}\text{H}_{40}\text{O}_3\text{Cl}_2$: $[\text{M}+\text{Na}]^+$ 507.2409; Found: 507.2415.

Second-eluting H₁-H₃ trans: $R_f = 0.56$; IR (ZnSe, cm^{-1}): 3463 (br), 2925, 2854, 1736, 1456, 1163, 696 cm^{-1} ; ^1H NMR: δ 7.36-7.31 (m, 5H), 5.11 (s, 2H), 4.40-4.34 (m, 1H), 2.64-2.55 (m, 1H, CH-OH), 2.64-2.55 (m, 1H, CH- CCl_2), 2.46 (d, $J = 4.8$ Hz, 1H, OH), 2.35 (t, $J = 7.6$ Hz, 2H), 2.20-2.03 (m, 1H, CH-CHOH), 1.80-1.10 (br m, 26H), 0.88 (t, $J = 6.4$ Hz, 3H); ^{13}C NMR, 75 MHz: δ 173.7, 136.1, 128.5, 128.2, 90.2, 78.4, 66.1, 57.0, 42.0, 34.3, 31.9, 31.3, 29.6, 29.5, 29.41, 29.39, 29.2, 29.1, 29.0, 27.6, 27.5, 26.7, 24.9, 22.7, 14.1; HRESIMS: calcd. for $\text{C}_{27}\text{H}_{40}\text{O}_3\text{Cl}_2$: $[\text{M}+\text{Na}]^+$ 507.2409; Found: 507.2398.

Second-eluting H₁-H₃ cis: $R_f = 0.51$; IR (ZnSe, cm^{-1}): 3444 (br), 2924, 2854, 1734, 1162, 734, 696 cm^{-1} ; ^1H NMR: δ 7.37-7.31 (m, 5H), 5.11 (s, 2H), 3.90 (dd, $^3J_{\text{H1,OH}} = 10.8$ Hz, $^3J_{\text{H1,H4(trans)}} = 8.0$ Hz, $^4J_{\text{H1,H3(cis)}} = 0$ Hz, 1H, CH-OH), 2.52 (OH, d, $J = 10.8$ Hz, 2H), 2.35 (t, $J = 7.6$ Hz, 2H), 2.13-2.02 (m, 1H, CH- CCl_2), 1.75-1.18 (m, 27H), 0.89 (t, $J = 6.8$ Hz, 3H); ^{13}C NMR, 75 MHz: δ 173.7, 136.1, 128.5, 128.1, 91.0, 81.6, 66.1, 51.9, 48.0, 34.2, 33.0, 31.8, 30.0, 29.6, 29.4, 29.3, 29.2, 29.02, 28.97, 28.9, 27.2, 26.8, 24.9, 24.8, 22.6, 14.1; HRESIMS: calcd. for $\text{C}_{27}\text{H}_{40}\text{O}_3\text{Cl}_2$: $[\text{M}+\text{Na}]^+$ 507.2409; Found: 507.2409.

2,2-Dichloro-4-(octanoic acid benzyl ester, 8-yl) 3-octylcyclobutanol, methanesulfonate ester; 2,2-Dichloro-3-(octanoic acid benzyl ester, 8-yl) 4-octylcyclobutanol, methanesulfonate ester (EA4) was prepared similarly to OA4 from

reaction of methanesulfonyl chloride (0.05 mL, 0.7 mmol), cyclobutanol **EA3** (0.1659 g, 0.3 mmol), and triethylamine (0.20 mL, 1.7 mmol) in CH₂Cl₂ (2 mL). The crude product was purified by flash chromatography (5% EtOAc/Hex) to provide dichloro mesylate **EA4** as a light yellow oil (0.1456 g, 86 %) which included several inseparable isomers: $R_f = 0.40/0.38$ (20% EtOAc/Hex); IR (ZnSe, cm⁻¹): 2925, 2851, 1734, 1368, 1180, 964, 697 cm⁻¹; ¹H NMR: δ 7.38-7.30 (m, 5H), 5.20 (dd, $J = 7.1, 1.2$ Hz, 0.4H), 5.115/5.112 (two overlapping s, total 2H), 4.84 (d, $J = 8.8$ Hz, 0.6H), 3.202/3.199 (two overlapping s, 1.8H), 3.166/3.163 (two overlapping s, total 1.2H), 2.66-2.58 (m, 0.4H), 2.40-2.30 (m, 2H), 2.21-2.12 (m, 0.6H), 2.10-1.98 (m 0.6H), 1.80-1.15 (m, 26.4H), 0.91-0.86 (m, 3H); ¹³C NMR δ 173.6, 136.10/136.08, 128.5/128.1, 86.45/86.38, 84.09, 83.86/83.82, 66.03/66.01, 57.18, 51.81/51.80, 44.51/44.50, 41.71, 39.5, 39.0, 34.2, 32.21/32.18, 31.78/31.77, 31.41/31.36, 30.1, 29.49 29.46, 29.42, 29.34, 29.32, 29.27, 29.22, 29.16, 28.95, 28.90, 28.2, 27.0, 26.9, 26.8, 26.7, 26.6, 26.5, 26.4, 26.3, 24.8, 22.6, 14.1; HRESI-MS: C₂₈H₄₄O₅Cl₂SNa: [M+Na]⁺ 585.2184; Found: 585.2186.

1-(Octanoic acid, 8-yl)-2-octylcyclobutene (6) was prepared similarly to compound **1** from reductive fragmentation and deprotection of dichloromethanesulfonate **EA4** (0.1430, 0.25 mmol) in THF (1 mL), NH₃ (~ 10 mL), Na (~ 0.09 g, 4.1 mmol). The crude product was purified by flash chromatography (10% EtOAc/Hex) to afford the acid **6** (0.0352 g, 46%) as a colorless oil: $R_f = 0.35$ (60:40 of Hex:EtOAc); IR (ZnSe, cm⁻¹) 3124, 2923, 2852, 1708, 910, 736 cm⁻¹; ¹H NMR: δ 6.12 (br s, 2H), 2.35 (t, $J = 7.2$ Hz, 2H), 2.26 (t, $J = 7.2$ Hz, 2H), 1.64 (quintet, $J = 7.2$ Hz, 2H), 1.44 (br m, 4H), 1.35-1.20 (23H), 0.88 (t, $J = 6.8$ Hz, 3H); ¹³C NMR δ 179.7, 139.2, 139.1, 50.4, 50.3, 34.02, 33.97, 31.9, 29.9, 29.6, 29.3, 29.2, 29.0, 28.4, 28.3, 24.7, 22.7, 14.1; HRFAB-MS (3-NBA matrix): calcd. for C₂₀H₃₅O₂Li₂ 321.2957; Found [M-H+2Li]⁺: 321.2969. Purity 100% by HPLC (retention time, 4.73 min).

2-Chloro-4-(octanoic acid benzyl ester, 8-yl) 3-octylcyclobutanone-; 2-Chloro-3-(octanoic acid benzyl ester, 8-yl) 4-octylcyclobutanone EA5 was prepared similarly to the procedure described for compound **OA7**. Reaction of benzyl ester **EA2** (0.50 g, 1.0 mmol), Zn(Cu) (0.0744 g, 1.1 mmol) and glacial acetic acid (2 mL) furnished, after flash chromatography (5% EtOAc/Hex), *trans*-monochlorocyclobutanone

EA5 (0.3126 g, 70%) as a colorless oil which included an equal mix of the 2-chloro-4-octyl and 2-chloro-3-octyl regioisomers, each of which included both epimers at the chloride-bearing carbon: $R_f = 0.42/0.39$ (minor) and 0.33 (major) (10% EtOAc/Hex).

The amount of Zn dust varied from 1.1-2.2 equiv; generally, a second equivalent of zinc dust was added to the incomplete reaction mixture after stirring for approximately 12 h. The residual dichlorocyclobutanone was easily removed by flash column chromatography. However, the cyclobutanone product of overreduction was formed in significant amounts (28% based upon ^1H NMR and was nearly inseparable by flash column chromatography: IR (ZnSe, cm^{-1}) 2924, 2854, 1788, 1735, 1457, 1161, 733, 696 cm^{-1} ; ^1H NMR: δ 7.40-7.32 (m, 5H), 5.113/5.110 (overlapping s, 2H), 4.95 (dd, $J = 3.1$, 9.4, 0.3H), 4.37 (dt, $J = 2.7$, 7.8 Hz, 0.7H), 2.97-2.90 (m, 0.3H), 2.84-2.74 (m, 0.7H), 2.40-2.30 (overlapping m, 2.3H), 2.08-1.97 (m, 0.7H), 1.85-1.10 (m, 26H), 0.92-0.84 (m, 3H); ^{13}C NMR δ 204.6, 202.0, 173.5, 136.1, 128.5, 128.1, 66.0, 65.52/65.46, 63.98, 63.78/63.75, 63.57/63.52, 60.74/60.69, 49.8, 43.7, 37.4, 36.63/36.59, 35.12/35.10, 34.2, 31.8, 31.3, 30.3, 30.1, 29.5, 29.42, 29.38, 29.32, 29.25, 29.19, 29.03, 29.00, 28.96, 28.93, 28.88, 28.2, 27.67, 27.60, 27.55, 27.48, 27.38, 27.3, 27.2, 27.1, 24.83/24.80, 22.6, 14.0; HRESI-MS: calcd. for $\text{C}_{27}\text{H}_{41}\text{O}_3\text{ClNa}$ 471.2642; Found $[\text{M}+\text{Na}]^+$: 471.2630.

2-Chloro-4-(octanoic acid, 8-yl) 3-octylcyclobutanone-; 2-Chloro-3-(octanoic acid, 8-yl) 4-octylcyclobutanone (7) was prepared similarly to compound **2**. Reaction of benzyl ester **EA5** (0.0337 g, 0.11 mmol), with 10% Pd/C (0.0236 g, 0.022 mmol) and EtOAc (1 mL) afforded 0.0127 g of the unprotected acid (54%) as a white solid: $R_f = 0.24$ (6:4:0.05 of Hex:EtOAc:AcOH); mp. = 74-75 °C; IR (ZnSe, cm^{-1}) 3062, 2924, 2854, 1789, 1708, 1464 cm^{-1} ; ^1H NMR: δ 8.70 (br s, 1H), 4.95 (dd, $J = 2.9$, 9.2, 0.3H), 4.37 (ddd, $J = 7.8$, 2.5, 1.3, 0.7H), 2.97-2.91 (m, 0.3H), 2.85-2.73 (m, 0.7H), 2.40-2.22 (m, 22H), 2.11-2.98 (m 0.7H), 1.85-1.10 (m 26H), 0.92-0.82 (m, 3H); ^{13}C NMR δ 211.7, 204.7, 202.2, 179.9, 65.6/65.5, 64.0, 63.85/63.82, 63.64/63.58, 60.82/60.77, 49.81, 43.8, 37.5, 36.69/36.65, 35.2, 34.0, 31.8, 31.3, 30.4, 30.2, 29.55, 29.48, 29.44, 29.38, 29.31, 29.25, 29.2, 29.06, 29.06, 28.9, 28.3, 28.2, 27.73, 27.67, 27.62, 27.44, 27.37, 27.26, 27.20, 27.17, 24.63/24.60, 22.7, 14.1; HRESI-MS: calcd. for $\text{C}_{20}\text{H}_{35}\text{O}_3\text{ClNa}$ 381.2172; Found $[\text{M}+\text{Na}]^+$: 381.2170.

Benzyl 9-decenoate (DA1) was prepared by a known procedure.¹ Thionyl chloride (36.9 mL, 51 mmol) was added to a stirred solution of 9-decenoic acid **DA** (8.67 g, 51 mmol) and catalytic dimethylformamide (DMF, 0.12 mL, 1.5 mmol) in toluene (400 mL). The reaction was stirred at rt until the starting material was consumed (TLC, ~ 24 h). The reaction was concentrated and the residue redissolved in toluene (400 mL) and triethylamine (8.5 mL). The solution was stirred for 24 h and washed with water. The aqueous layer was then extracted with ether. The combined organic solution were combined, dried with Na₂SO₄, and concentrated under vacuum. The residue was purified by flash column chromatography on silica gel (5-10% EtOAc in Hex) to give benzyl 9-decenoate **DA1** (13.1 g, 99%) as a colorless oil: *R_f* = 0.40 (10% EtOAc/ Hex); IR (ZnSe, cm⁻¹): 3072, 2927, 2855, 1734, 1161, 908, 730 cm⁻¹; ¹H NMR: δ 7.38-7.32 (m, 5H), 5.83 (ddt, *J* = 17, 10.2, 6.6 Hz, 1H), 5.14 (s, 2H), 5.02 (ddd, *J* = 7.6 Hz, 2H), 5.00 (dq, *J* = 17.0, 1.7 Hz, 1H), 4.96 (d of quintet, *J* = 10.2, 1.2 Hz, 1H), 2.37 (t, *J* = 7.3 Hz, 2H), 2.10-2.02 (br q, *J* = 7.3 Hz, 2H), 1.70-1.63 (br m, 2H), 1.41-1.48 (m, 10H); ¹³C NMR: δ 173.5, 138.9, 136.1, 128.4, 128.1, 128.0, 114.1, 65.9, 34.2, 33.7, 28.99, 28.97, 28.8, 28.7, 24.8, 22.6, 14.0; HRESI-MS: calcd. for C₁₇H₂₄O₂Na: [M+Na]⁺ 283.1674; Found: 283.1671.

3-(Octanoic acid, 8-yl, benzyl ester) 2,2-dichlorocyclobutanone DA2 was prepared similarly to compound **OA2** and afforded (13.78 g, 80%) as a brown oil from benzyl 9-decenoate **DA1** (12.36g, 48 mmol), trichloroacetyl chloride (10.7 mL, 95 mmol), and Zn(Cu) (15.55 g, 238 mmol) in ether 0.1 M (340 mL). (Consistent with a previous report, only one isomer was observed. The assignment was confirmed by presence of geminal hydrogens adjacent to the ketone alpha ketone position at δ 3.33 and 2.94 by ¹H-NMR and by the observation of eleven rather than twelve carbons (symmetry) upon dechlorination to cyclobutanone **10**): *R_f* = 0.34 (10% EtOAc/ Hex); IR (ZnSe, cm⁻¹): 2935, 2852, 1814, 1730, 905, 725 cm⁻¹; ¹H NMR: δ 7.39-7.29 (m 5H), 5.12 (s, 2H), 3.33 (dd, *J* = 9.4, 17.2, Hz, 1H), 2.94 (dd, *J* = 9.0, 17.2 Hz, 1H), 2.88-2.81 (m, 1H), 2.37/2.36 (overlapping t, *J* = 7.5 Hz, 2H), 1.94-1.84 (m, 1H), 1.70-1.72 (m, 3H), 1.46-1.28 (m, 8H); ¹³C NMR δ 192.8, 173.4, 136.0, 128.4, 128.0, 88.8, 65.9, 47.7, 45.8, 34.1, 31.2, 29.0, 28.9, 28.8, 27.2, 24.7; HREI-MS: calcd. for C₁₉H₂₅O₃Cl₂: [M+H]⁺ 371.1181; Found: 371.1188.

3-(Octanoic acid, 8-yl, benzyl ester) 2,2-dichlorocyclobutanol DA3 was prepared similarly to compound **OA3** from the previous dichloroketone **DA2** (10.0 g, 26.9 mmol), NaBH₄ (1.528 g, 40.4 mmol), and *i*PrOH (350 mL). The crude product was purified by flash column chromatography with 10% EtOAc/Hex to furnish the dichlorobutanol **DA3** (5.76g, 57%) as a colorless oil: $R_f = 0.39$ (20% EtOAc/Hex); IR (ZnSe, cm⁻¹): 3440 (br), 2927, 2854, 1733, 1164, 960, 697 cm⁻¹; ¹H NMR: δ 7.40-7.30 (m 5H), 5.12 (s, 2H), 4.73-4.64 (m, 0.1H) 4.34-4.27 (m, 0.9H), 2.97 (d, $J = 8.2$ Hz, 0.1H, *OH* is trans to backbone), 2.87 (d, $J = 10.3$ Hz, 0.9H, *OH* is *cis* to backbone), 2.48-2.34 (m, 1H), 2.36 (t, $J = 7.6$ Hz, 2H), 1.78-1.60 (m, 3H), 1.53-1.28 (m, 11H); ¹³C NMR δ 173.7, 136.0, 128.5, 128.1, 92.9, 75.4, 66.1, 45.6, 34.5, 34.2, 29.8, 29.2, 29.0, 28.9, 26.5, 24.8; HRESIMS: calcd. for C₁₉H₂₃O₃Cl₂: [M+Na]⁺ 395.1157; Found: 395.1151.

3-(Octanoic acid, 8-yl, benzyl ester) 2,2-dichlorocyclobutanol, methanesulfonate ester DA4 was prepared similarly to compound **OA4** from reaction of methanesulfonyl chloride (20 mL, 29.4 mmol), cyclobutanol **DA3** (5.50 g, 14.7 mmol), and triethylamine (9.2 mL, 66.3 mmol) in CH₂Cl₂ (70 mL). The crude product was purified by flash chromatography (10% EtOAc/Hex) to afford **DA4** as a light yellow oil (6.1340 g, 92%): $R_f = 0.36$ (20% EtOAc/Hex); IR (ZnSe, cm⁻¹): 2927, 2858, 1731, 1364, 1179, 952 cm⁻¹; ¹H NMR: δ 7.36-7.31 (m 5H), 5.11 (s, 2H), 5.13-5.09 (m, 1H), 3.18 (s, 3H), 2.56-2.50 (m, 2H), 2.35 (t, $J = 7.6$ Hz, 2H), 1.93-1.28 (m, 13H); ¹³C NMR δ 173.5, 136.0, 128.4, 128.1, 88.4, 78.3, 66.0, 45.8, 39.3, 34.1, 31.6, 29.8, 29.1, 28.87, 28.85, 26.2, 24.8; HRESI-MS: calcd. for C₂₀H₂₈O₅Cl₂SNa: [M+Na]⁺ 473.0932; Found: 473.0930.

8-(2-Cyclobuten-1-yl)-octanoic acid (8) was prepared by a similar procedure as **1** from reaction of Na metal (2.8 g, 120 mmol) with a solution of 5.4 g (12 mmol) of the mixture of dichloro mesylate **DA4** in THF (30 mL) and NH₃ (~ 250 mL). The crude product was purified by flash column chromatography (2% EtOAc/Hex) to afford 9,10-ethenooctadecanoic acid (1.6367 g, 52 %) as a low-melting white solid: $R_f = 0.47$ (6:4:0.05 of Hex:EtOAc:AcOH); m.p. = 20-21 °C; IR (ZnSe, cm⁻¹) 3112 (br), 3043, 2920, 2853, 1705, 697 cm⁻¹; ¹H NMR: δ 10.27 (br s, 1H, COOH), 6.11 (br d, $J = 2.4$ Hz, 1H), 6.04 (br dd, $J = 0.8, 2.0$ Hz, 1H), 2.77 (m, 1H), 2.66 (ddd, $J = 0.8, 4, 13.2$ Hz, 1H), 2.35 (t, $J = 7.2$ Hz, 2H), 2.04 (d, $J = 13.2$ Hz, 1H), 1.64 (quintet, $J = 7.2$ Hz, 2H), 1.51-1.38 (br

m, 2H), 1.38-1.23 (br m, 8H); ^{13}C NMR δ 180.0, 141.1, 135.1, 44.2, 36.9, 34.6, 34.0, 29.5, 29.2, 29.0, 27.9, 24.7; HRESI-MS: calcd. for $\text{C}_{12}\text{H}_{20}\text{O}_2\text{Na}$ $[\text{M}+\text{Na}]^+$: 219.1361; Found: 219.1355. Purity 100% by HPLC (retention time, 5.01 min).

8-Cyclobutyloctanoic acid (9) was prepared by a similar procedure as for **2** from the hydrogenation of cyclobutene **8** (0.0339, 0.17 mmol), over 10% Pd/C (0.0367 g, 0.03 mmol) in EtOAc (1.7 mL) to afford 0.0301 g of the unprotected acid **9** (89%) as a low-melting white solid: R_f = 0.47 (6:4:0.05 of Hex:EtOAc:AcOH); m.p. = 28-30 °C; IR (ZnSe, cm^{-1}): 3035 (br), 2916, 2849, 1695, 909, 733 cm^{-1} ; ^1H NMR: δ 11.34 (br s, 1H, COOH), 2.37 (t, J = 7.2, 2H), 2.25 (septet, J = 7.2, 1H), 2.10-1.98 (m, 2H), 1.90-1.75 (m, 2H), 1.70-1.52 (m, 2H), 1.40-1.12 (br m, 10H); ^{13}C NMR: δ 180.3, 37.0, 36.2, 34.1, 29.4, 29.2, 29.0, 28.4, 27.1, 24.7, 18.5; HRCI-MS: calcd. for $\text{C}_{12}\text{H}_{22}\text{O}_2$: $[\text{M}+\text{H}]^+$ 199.1698; Found: 199.1695. Purity > 99% by HPLC (retention time, 4.92 min).

3-(Octanoic acid benzyl ester, 8-yl) cyclobutanone (DA5) was prepared similarly to oleate series. Dichloroketone **DA2** (1.05 g, 2.69 mmol), 6 mL of glacial acetic acid, and Zn(Cu) (1.76g, 26.9 mmol) were used and the product was purified by flash chromatography (10% EtOAc/Hex) to afford colorless oil 0.4859 g (59%) as a mixture of isomers: R_f = 0.55 (20% EtOAc/Hex). IR (ZnSe, cm^{-1}) 2923, 2854, 2780, 2732, 1163, 730, 697 cm^{-1} ; ^1H NMR: δ 7.35-7.28 (br m, 5H), 5.09 (s, 2H), 3.13-3.03 (m, 2H), 2.65-2.57 (m, 2H), 2.33 (t, J = 7.2, 2H), 2.33-2.26 (m, 1H), 1.68-1.58 (br quintet, J = 6.4, 2H), 1.58-1.48 (br q, J = 7.2, 2H), 1.29 (br s, 8H); ^{13}C NMR: δ 208.2, 173.3, 134.0, 128.3, 127.9, 65.8, 52.3, 36.1, 34.0, 28.9, 28.8, 28.0, 24.7, 23.6; HRESI-MS: calcd. for $\text{C}_{19}\text{H}_{26}\text{O}_3\text{Na}$ $[\text{M}+\text{Na}]^+$: 325.1780; Found: 325.1775.

3-(Octanoic acid, 8-yl) cyclobutanone (10) was prepared similarly to compound **2**: The benzyl ester **DA5** (0.0346, 0.1 mmol), 10% Pd/C (0.020 g, 0.02 mmol) and EtOAc 1 mL were used and the product was purified by flash column chromatography on silica gel (step gradient of 20% to 40% EtOAc/Hex) to afford 0.0189 g of the unprotected acid **10** (90%) as low-melting white solid: R_f = 0.3 (6:4:0.05 of Hex:EtOAc:AcOH); m.p. = 35-37 °C; IR (ZnSe, cm^{-1}) 3094 (br), 2923, 2853, 1780, 1705 cm^{-1} ; ^1H NMR: δ 10.61 (br s, 1H, COOH), 3.17-3.08 (m, 2H), 2.69-2.61 (m, 2H), 2.35 (br t, J = 7.6, 2H), 2.39-2.31 (br, 1H), 1.69-1.53 (br m, 4H), 1.32 (br s, 8H); ^{13}C NMR: δ 208.8, 179.9, 52.5, 36.3,

34.0, 29.2, 29.1, 28.9, 28.2, 24.6, 23.8; HRCI-MS: calcd. for $C_{12}H_{20}O_3Na$ 213.1491; Found $[M+Na]^+$: 213.1490. Purity > 97% by HPLC (retention time, 10.75 min).

3-(Octanoic acid benzyl ester) cyclobutanol (DA6) was prepared similarly to reduction of compound **OA6**: the mixed cyclobutanone **DA5** (0.0509 g, 0.17 mmol) in anhydrous MeOH (2.5 mL) and $NaBH_4$ (0.0127 g, 0.34 mmol) were used to afford 0.0395 g (76%) of **S15** (a mixture of 9:1 of the stereoisomer, predominantly as the *cis* diastereomer based on previously assigned for cyclobutanol **4**) as a low-melting white solid: R_f = 0.29 (20% EtOAc/Hex); m.p. = 30-31 °C; IR (ZnSe, cm^{-1}) 3356 (br), 2922, 1734, 1154, 735, 696 cm^{-1} ; 1H NMR: δ 7.40-7.30 (m, 5H), 5.11 (s, 2H), 4.42-4.34 (br m, 0.1H), 4.14-4.03 (br m, 0.9H), 2.48-2.40 (m, 0.18H), 2.35 (t, J = 7.2, 0.18H), 2.16-2.04 (m, 0.2H), 1.95 (t, J = 6.6, 0.2H), 1.70-1.56 (br m, 3H), 1.48-1.13 (br m, 12H); ^{13}C NMR: δ 173.6, 136.0, 128.4, 128.1, 66.0, 63.7, 39.7, 37.0, 34.2, 29.2, 29.1, 29.0, 27.3, 25.4, 24.82; HRCI-MS: calcd. for $C_{19}H_{29}O_3Na$ $[M+Na]^+$: 305.2117; Found: 305.2116.

3-(Octanoic acid) cyclobutanol (11) was prepared similarly to compound **2**. Benzyl ester **DA6** (0.0337g, 0.11 mmol), 10% Pd/C (0.0236g, 0.022 mmol) and EtOAc (1 mL) were used to afford 0.0127 g of the unprotected acid **11** (54%) as a white solid: R_f = 0.24 (6:4:0.05 of Hex:EtOAc:AcOH); m.p. = 74-75 °C; IR (ZnSe, cm^{-1}) 3341 (br), 2916, 2849, 1695, 1064 cm^{-1} ; 1H NMR (MeOD): δ 4.30 (quintet, J = 6.8, 0.1H), 4.01 (quintet, J = 6.4, 0.9H), 2.45-2.35 (br m, 2H), 2.29 (t, J = 7.2, 2H), 1.75-1.55 (br m, 3H), 1.50-1.15 (br m, 12H); ^{13}C NMR(MeOD): δ 176.3, 62.8, 38.9, 36.9, 36.8, 33.6, 29.1, 29.0, 28.8, 27.1, 25.4, 24.7; HRESI-MS: calcd. for $C_{12}H_{22}O_3Na$ $[M+Na]^+$: 237.1467 Found: 237.1460. Purity > 97% by HPLC (retention time, 9.65 and 11.36 min).

Example 2 - Determination of inhibitor aqueous stability and solubility

Although cyclobutenes are known to undergo thermally induced electrocyclic ring-opening, assessment of the thermal stability of cyclobutene using differential scanning calorimetry (DSC) and thermal gravimetric analysis (TGA) found no decomposition occurred at temperatures below 150 °C (FIG. 1).

One-dimensional (1D) 1H -NMR spectroscopy was used to verify the chemical purity, aqueous stability, and concentration dependent micelle formation of eleven fatty

acid analogs. Each compound was dissolved in deuterated dimethyl sulfoxide (DMSO- d_6) to obtain a stock concentration of 20 mM. Four different concentrations were prepared from the stock solutions for NMR analysis: 1.00 mM, 750 μ M, 500 μ M, 100 μ M. All NMR samples consisted of 600 μ L of a deuterated 50 mM potassium phosphate buffer at pH 7.2 with 50 μ M of 3 (trimethylsilyl) propionic-2, 2, 3, 3- d_4 acid sodium salt (TMSP). Each 600 μ L NMR sample contains 30 μ L (5%) of DMSO- d_6 and was transferred to a 5 mm NMR tube for analysis.

A Bruker Avance DRX 500-MHz spectrometer equipped with a 5 mm triple-resonance cryoprobe (^1H , ^{13}C , ^{15}N) with a z-axis gradient was utilized for all 1D ^1H NMR experiments. Acquisition of NMR spectra was automated using a BACS-120 sample changer and Icon NMR software. All spectra were acquired at 298.15 K with 16 dummy scans, 64 scans, 32K data points, a spectral width of 5482.46 Hz, and a relaxation delay of 1.5 s. The NMR spectra were processed and analyzed using ACD/1D NMR Manager (Advanced Chemistry Development). The resulting 1D ^1H NMR spectra were visually inspected for evidence of micelle formation (peak broadening), or chemical instability/impurities (additional peaks).

As exemplified in Figure 2, the results demonstrate the analogs to be stable in aqueous buffer. The analogs based upon an octadecanoic acid (**1**, **2**, **3**, **4**, **5**, **6**, and **7**) scaffold aggregate at concentrations as low as 100 μ M. The analogs based upon a decanoic acid backbone (**8**, **9**, **10**, and **11**) do not form micelles or other aggregates at concentrations below 1 mM, the measured MICs (*vide infra*).

Table 1. critical micellar coefficient (CMC) of analogs under assay conditions^a

CMC	$\geq 1000 \mu\text{M}$	$\leq 100 \mu\text{M}$
Analog	1,2,3,4,5,6,7	8,9,10,11

^aIndicated concentration or range indicates onset of aggregation observed by ^1H NMR of buffer solutions; see experimental

Example 3 - Measurement of nonspecific cytotoxicity

RAW 264.7 macrophages were incubated with 0-100 μM of oleic acid or the C18 cyclobutene fatty acid **1**, each delivered as bovine serum albumin complexes. After 24 h, cell viability was relative to untreated controls was assessed using an IN CTYOTOX-CVDE Crystal violet Dye Elution Kit.

As illustrated in Figure 4, the cyclobutene analogue **1** showed little toxicity at 50 μM and only modest toxicity at 100 μM ; most naturally occurring fatty acids, represented here by oleate, display some toxicity this cell line at concentrations $\geq 200 \mu\text{M}$ (Russell, D.G. et al., *Science* 2010, 328: 852–856; and McShane, H., *Trans. R. Soc. B* 2011, 366, 2782-2789). The low toxicity against a mammalian cell line supports the potential investigations into the modified fatty acids as potential antimicrobials.

Example 4 - Bacterial strains and culture conditions

Bacterial strains used in this study are *M. smeg* (mc2155) and two strains of *M. tb* (CDC 1551 and H37Rv). Bacterial cells were grown with shaking at 37°C in complete Middlebrook 7H9 broth supplemented with 0.05% v/v Tween 80 to an OD600 of 0.6-1.2. For MIC determinations, cells were inoculated into a modified previously reported minimal medium (Chacon et al 2002 REF) with components and final concentrations as follows: 22 mM dibasic potassium phosphate, 16 mM monobasic potassium phosphate, 2.8×10^{-5} mM ferric chloride, 8.7×10^{-3} mM zinc sulfate, 8.4×10^{-4} mM cobalt(II) chloride, 1.0×10^{-2} mM manganese chloride, 6.8×10^{-2} mM calcium chloride, 2.4 mM magnesium sulfate, 5.0 mM ammonium chloride, 25 mM glycerol, and 0.02% v/v Tyloxapol. The use of minimal media was dictated by preliminary experiments indicating that standard complete Middlebrook 7H9 media components may interfere with the MIC assay for some of these lipid analog compounds.

Example 5 - Drug susceptibility assays

For MIC testing, each fatty acid analog compound was suspended in 100% DMSO- d_6 at either 100 mM (*M. smeg*) or 100 mg/ml (*M. smeg* and *M. tb*). An equivalent

concentration DMSO- d_6 was tested separately. The concentration gradients, expressed in $\mu\text{g/ml}$ (compound) and % DMSO- d_6 , were generated using a power-2 series and varied between experiments. MICs were determined by a 96-well microplate twofold dilution method. Bacteria were harvested, washed 2x with minimal media, and inoculated to an initial concentration of approximately 1.0×10^5 colony forming units (CFU) per well. The initial inoculum was plated to verify retrospectively the desired CFU/ml for each strain. Plates were incubated at 37 °C for 3-4 day (*M. smeg*) or 5-7 weeks (*M. tb*). MIC values were determined by the consistent results of three biological and three technical replicates. The MIC was defined by taking the mode of three independent cultures where the MIC did not differ by more than one doubling dilution, discarding any results that are two doubling dilutions away from the mode.

MICs were initially determined against *M. smeg* (mc²155), a non-pathogenic mycobacteria used as a model for *M. tb* to analyze processes that are likely to be conserved in the genus, and against two *M. tb* strains (CDC1551 and H37Rv). DCS, a clinically used TB drug, was employed as a control since MIC determinations for this compound have been standardized numerous times under different conditions in our laboratories. The analogs were added to wells as solutions in DMSO- d_6 ; the deuterated solvent was chosen for convenience to enable consistency with planned NMR-based metabolomics studies. Importantly, the DMSO- d_6 had no apparent effect on the growth of *M. smeg*, and contamination was not evident in the compound stock control wells or the media control wells. For *M. tb*, the combined analysis of 12 replicates for each of three independent cultures indicated no significant inhibition by DMSO- d_6 for either *M. tb* strain. Results for the fatty acid analogs are shown in Table 2 and Figure 3. *M. smeg* was in general more resistant than *M. tb* to these analogs and DCS. The best MIC values against *M. smeg* were observed for **2**, the C₁₈-cyclobutanone (**3**), **8**, and the C₁₀-cyclobutanol **11**, and were similar to the MIC for DCS (313 μM). Notably, four of the eleven molecules have MIC values < 100 μM for both *M. tb* strains: these include the C₁₈ cyclobutane (**2**), the C₁₀ cyclobutene (**8**), the C₁₀ cyclobutane (**9**), and the C₁₈ cyclobutanol (**4**). These MIC values were lower than that measured (122 μM) for the second line antituberculosis drug D-cycloserine (DCS). Four other analogs yielded lower

MICs compared with DCS in *M. tb* H37Rv; three others yielded higher MIC values than DCS.

Table 2. MIC values against *M. smeg* and *M. tb*

Tested molecule ²	<i>M. smeg</i> ¹ (mc ² 155)		<i>M. tb</i> ¹ (CDC1551)		<i>M. tb</i> ¹ (H37Rv)	
	MIC ³ (µg/ml)	MIC (µM)	MIC ⁴ (µg/ml)	MIC (µM)	MIC ⁴ (µg/ml)	MIC (µM)
DCS	75	313	12.5	122	12.5	122
1	128	415	128	415	16	52
2	64	206	8	26	16	52
3	64	197	64	197	32	99
4	256	784	8	24	2	6
5	256	713	256	713	16	45
6	256	830	128	415	16	52
7	256	713	256	713	256	713
Decanoic acid (DA)	128	752	32	188	32	188
8	64	326	4	20	4	20
9	128	645	4	20	4	20
10	128	603	128	603	256	1,206
11	64	302	64	299	128	597

¹Utilized 3 biological replicates and 3 technical replicates; ²All stocks are in 100% hexadeutero dimethyl sulfoxide (DMSO-d₆); ³The highest concentration tested was 1024 µg/ml; ⁴The highest concentration tested was 256 µg/ml

The MIC results demonstrate promising levels of inhibition with a variety of four-membered ring carbocycles (cyclobutanol, cyclobutanone, cyclobutene, and cyclobutane). The measured MICs vary more than a hundred fold against *M. tb* H37Rv and more than thirty fold against strain CDC1551; a much smaller range is observed against *M. smeg*. Moreover, the nature of the functionality clearly has an impact on activity. The different influences of functionality within the C18 and C10 series are also notable; for example, the short-chain cyclobutanone (**10**) and cyclobutanol (**11**) are less potent toward mycobacteria than the corresponding long-chain analogs (**3** and **4**), while the opposite trend is observed with the cyclobutenes (**8** vs. **1** or **6**) or cyclobutanes (**9** vs.

2 or 7). The *cis/trans* configuration of the four-membered carbocycle (monochlorocyclobutanones **5** vs. **7**) appears to have a substantial influence on MICs for *M. tb.*(H37Rv); however, no difference is observed for cyclobutenes **1** and **6**.

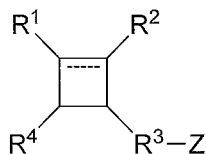
Most of our analogs (8 out of 11) show lower MIC values in *M. tb* than *M. smeg.* The five to ten fold differences between MICs for *M. smeg* and *M. tb* with some analogs (**2**, **4**, **6**, **8** and **9**) may result from a mechanism of action specific to *M. tb*. Isoniazid, for example, demonstrates 100-fold more potent inhibition of *M. tb* compared with *M. smeg* and possesses no toxicity toward other mycobacteria and prokaryotic pathogens. The influence of the analogs may be specific to a metabolic pathway only found in *M. tb* such as at the final elongation step. It is also possible that our four-membered ring analogs are converted into analogs of mycolic acids and that the physical properties of these unnatural cell wall constituents results in cell death.

OTHER EMBODIMENTS

It is to be understood that while the invention has been described in conjunction with the detailed description thereof, the foregoing description is intended to illustrate and not limit the scope of the invention, which is defined by the scope of the appended claims. Other aspects, advantages, and modifications are within the scope of the following claims.

WHAT IS CLAIMED IS:

1. A compound of Formula (I):



or a pharmaceutically acceptable salt thereof,

wherein:

----- represents an optionally present double bond;

R^1 and R^2 are independently selected from the group consisting of: H, halo, OR^5 , and $=O$;

R^3 is absent or is an optionally substituted C_1-C_{40} alkyl;

R^4 is H or an optionally substituted C_1-C_{40} alkyl; and

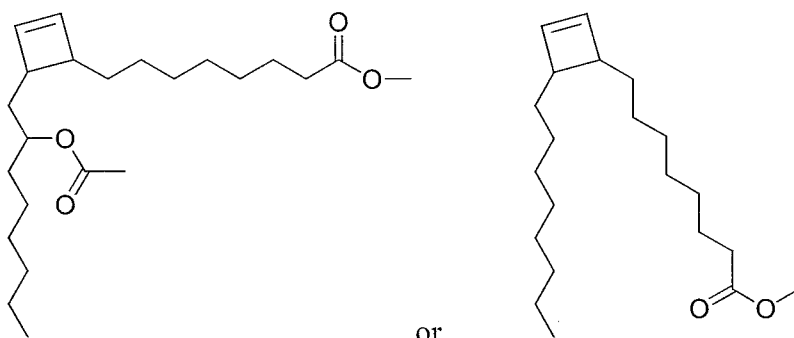
Z is selected from the group consisting of: COR^6 , CO_2R^6 , $NHC(O)NR^6R^7$, $CONR^6$, $OCOR^6$, OR^6 , SR^6 , NR^6R^7 , and OPO_3R^6 ;

R^5 is H or C_1-C_6 alkyl;

R^6 and R^7 are independently H or C_1-C_6 alkyl;

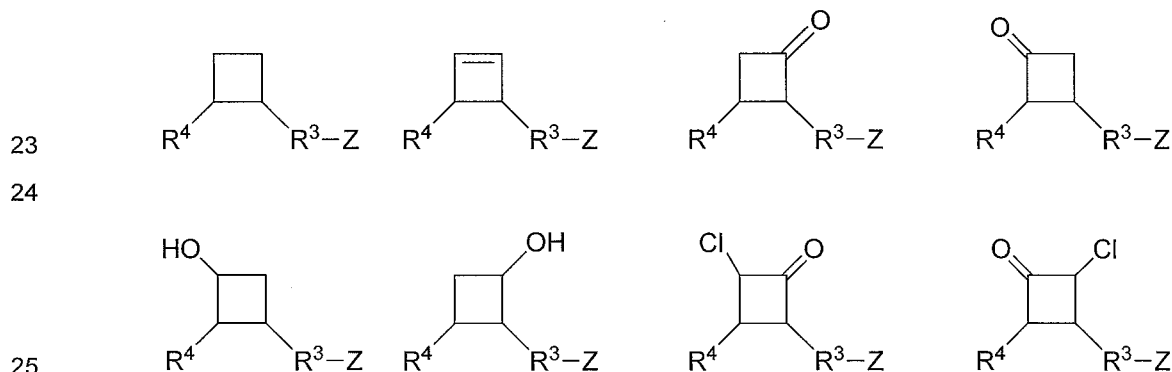
wherein the hydrocarbon backbone formed by R^4 and R^3-Z is amphiphilic,

with the proviso that the compound of Formula (I) is not:



2. The compound of claim 1, wherein R^1 and R^2 are independently selected from the group consisting of: H, halo, OH and $=O$.

- 21 3. The compound of claim 1, wherein the compound is selected from the group
 22 consisting of:



- 26
 27 or a pharmaceutically acceptable salt thereof.

- 28
 29 4. The compound of claim 1, wherein R³ is a C₁-C₁₀ alkyl.

- 30
 31 5. The compound of claim 3, wherein R³ is a C₇ alkyl.

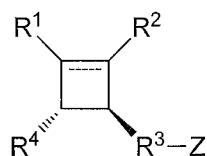
- 32
 33 6. The compound of claim 1, wherein R⁴ is a C₁-C₁₀ alkyl.

- 34
 35 7. The compound of claim 1, wherein R⁴ is a C₈ alkyl.

- 36
 37 8. The compound of claim 1, wherein R⁴ is H.

- 38
 39 9. The compound of claim 1, wherein Z is CO₂R⁶.

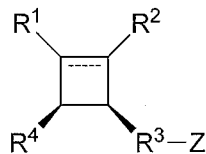
- 40
 41 10. The compound of claim 1, wherein the compound is a compound of Formula (II):



- 43 or a pharmaceutically acceptable salt thereof.

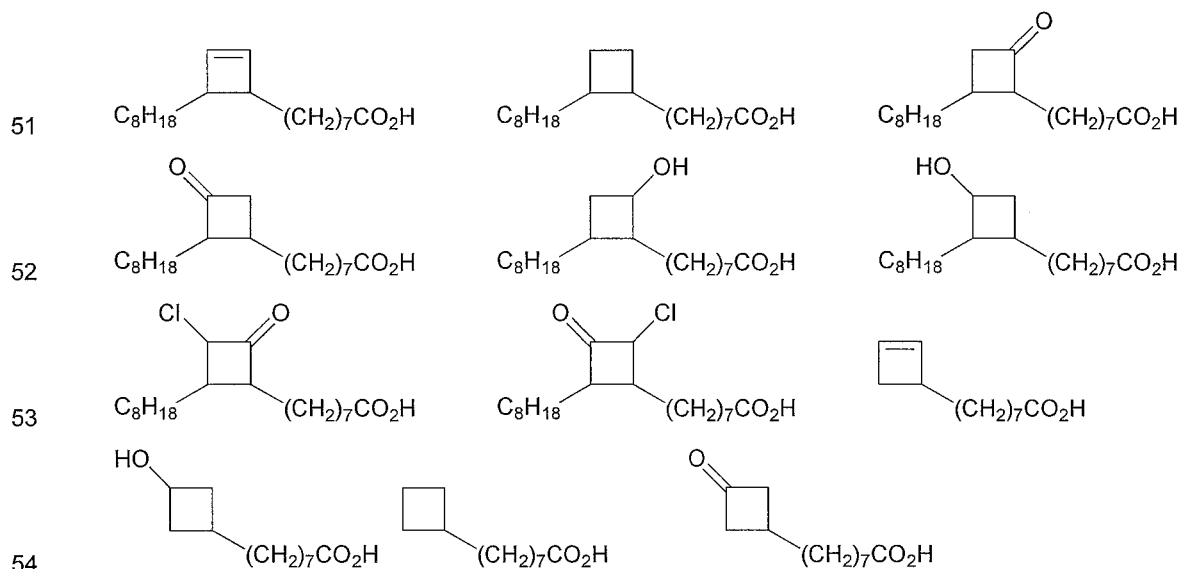
44

45 11. The compound of claim 1, wherein the compound is a compound of Formula (III):



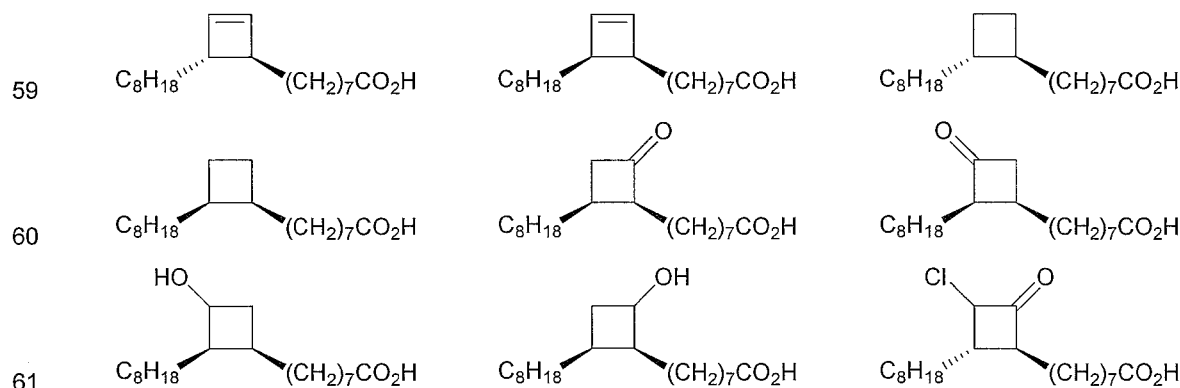
46
47 or a pharmaceutically acceptable salt thereof.

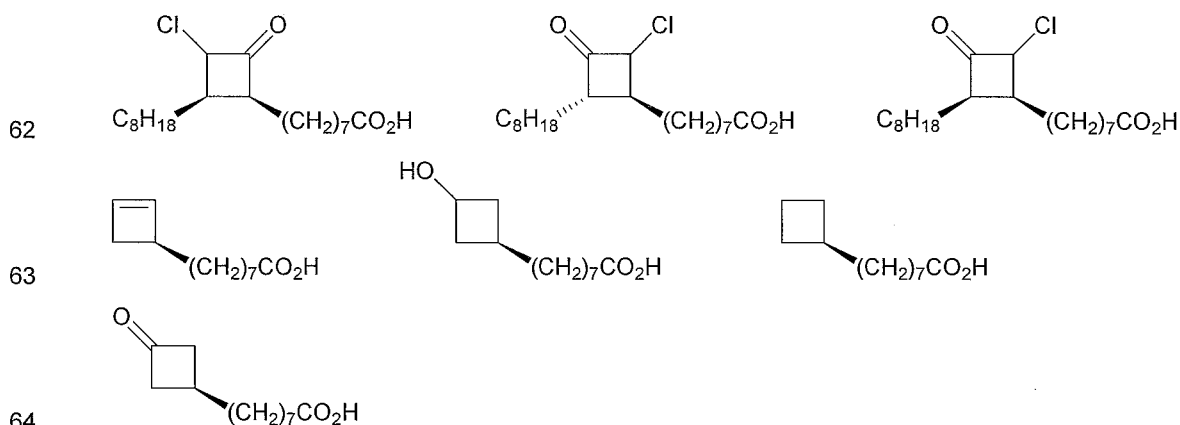
48
49 12. The compound of claim 1, wherein the compound is selected from the group
50 consisting of:



55 or a pharmaceutically acceptable salt thereof.

56
57 13. The compound of claim 12, wherein the compound is selected from the group
58 consisting of:

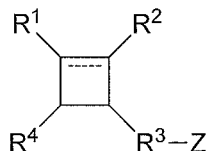




65 or a pharmaceutically acceptable salt thereof.

66

67 14. A pharmaceutical composition comprising a compound of Formula (I):



69

69 or a pharmaceutically acceptable salt thereof,

70

70 wherein:

71

71 ----- represents an optionally present double bond;

72

72 R^1 and R^2 are independently selected from the group consisting of: H, halo, OR^5 , and

73

73 $=O$;

74

74 R^3 is absent or is an optionally substituted C_1 - C_{40} alkyl;

75

75 R^4 is H or an optionally substituted C_1 - C_{40} alkyl; and

76

76 Z is selected from the group consisting of: COR^6 , CO_2R^6 , $CONR^6$, $OCOR^6$, OR^6 ,

77

77 SR^6 , NR^6R^7 , and OPO_3R^6 ;

78

78 R^5 is H or C_1 - C_6 alkyl;

79

79 R^6 and R^7 are independently H or C_1 - C_6 alkyl;

80

80 wherein the hydrocarbon backbone formed by R^4 and R^3 -Z is amphiphilic;

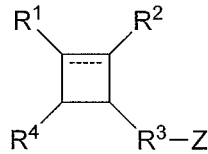
81

81 and a pharmaceutically acceptable carrier.

82

82

83 15. A method for treating a mycobacterial infection in a patient, the method comprising
 84 administering to the patient a therapeutically effective amount of a compound of Formula
 85 (I):



86
 87 or a pharmaceutically acceptable salt thereof,

88 wherein:

89 ----- represents an optionally present double bond;

90 R^1 and R^2 are independently selected from the group consisting of: H, halo, OR^5 , and
 91 =O;

92 R^3 is absent or is an optionally substituted $\text{C}_1\text{-C}_{40}$ alkyl;

93 R^4 is H or an optionally substituted $\text{C}_1\text{-C}_{40}$ alkyl; and

94 Z is selected from the group consisting of: COR^6 , CO_2R^6 , CONR^6 , OCOR^6 , OR^6 ,
 95 SR^6 , NR^6R^7 , and OPO_3R^6 ;

96 R^5 is H or $\text{C}_1\text{-C}_6$ alkyl;

97 R^6 and R^7 are independently H or $\text{C}_1\text{-C}_6$ alkyl;

98 wherein the backbone formed by R^4 and $\text{R}^3\text{-Z}$ is amphiphilic.

99

100 16. The method of claim 15, wherein the mycobacterial infection is a member of a group
 101 selected from: *Mycobacterium tuberculosis* complex (MTBC), *Mycobacterium avium*
 102 complex (MAC), *Mycobacterium goodsonae* clade, *Mycobacterium kansasii* clade,
 103 *Mycobacterium nonchromogenicum/terrae* clade, Mycolactone-producing
 104 mycobacteria, *Mycobacterium simiae* clade, *Mycobacterium chelonae* clade,
 105 *Mycobacterium fortuitum* clade, *Mycobacterium parafortuitum* clade, *Mycobacterium*
 106 *vaccae* clade, and CF.

107

108 17. The method of claim 15, wherein the mycobacterial infection is *M. tuberculosis*.

109

110 18. A method comprising:

111 reacting an unsaturated fatty acid or derivative thereof having a backbone comprising
112 at least one carbon-carbon double bond with dihaloketene to achieve a
113 stereospecific cycloaddition across the at least one carbon-carbon double bond,
114 thereby yielding a cycloketone-containing fatty acid derivative comprising a
115 cycloketone along the backbone, wherein the cycloketone comprises at least four
116 carbon atoms, with at least two of the at least four carbon atoms being part of the
117 backbone of the cycloketone-containing fatty acid derivative;
118 reducing the cycloketone-containing fatty acid derivative to yield an amphiphilic
119 cycloalkene-containing fatty acid derivative having a hydrophobic end, a
120 hydrophilic end, and a backbone therebetween comprising a cycloalkene, wherein
121 the cycloalkene comprises at least four carbon atoms, with at least two of the four
122 carbon atoms being part of the backbone of the amphiphilic cycloalkene-
123 containing fatty acid derivative.

124

125 19. The method of claim 18, further comprising polymerizing a multiplicity of the
126 amphiphilic cycloalkene-containing fatty acid derivatives to yield a polymer
127 comprising carbon-carbon double bonds.

128

129 20. The method of claim 19, further comprising hydrogenating the carbon-carbon double
130 bonds of the polymer.

131

132 21. The method of claim 19, further comprising cleaving at least some of the carbon-
133 carbon double bonds in the polymer via oxidation to yield monomeric products.

134

135 22. The method of claim 19, wherein polymerizing the multiplicity of the amphiphilic
136 cycloalkene-containing fatty acid derivatives comprises cross-linking the amphiphilic
137 cycloalkene-containing fatty acid derivatives via the carbon-carbon double bond in
138 the cycloalkene.

139

- 140 23. The method of claim 19, wherein polymerizing the multiplicity of the amphiphilic
141 cycloalkene-containing fatty acid derivatives comprises ring-opening metathesis
142 reactions.
143
- 144 24. The method of claim 19, further comprising aligning the backbones of the
145 multiplicity of the amphiphilic cycloalkene-containing fatty acid derivatives before
146 polymerizing the multiplicity of the amphiphilic cycloalkene-containing fatty acid
147 derivatives.
148
- 149 25. The method of claim 19, wherein polymerizing the multiplicity of the amphiphilic
150 cycloalkane-containing fatty acid derivatives comprising click-chemistry.
151
- 152 26. The method of claim 25, wherein the click-chemistry further comprises reacting the
153 amphiphilic cycloalkane-containing fatty acid derivatives with a substituted or
154 unsubstituted tetrazine.
155
- 156 27. A polymer formed by polymerizing amphiphilic cycloalkene-containing fatty acid
157 derivatives, each having a hydrophobic end, a hydrophilic end, and a backbone
158 therebetween comprising a cycloalkene, wherein the cycloalkene comprises at least
159 four carbon atoms, with at least two of the four carbon atoms being part of the
160 backbone of the amphiphilic cycloalkene-containing fatty acid derivatives.
161
- 162 28. The polymer of claim 27, wherein the polymer comprises amphiphilic fatty acid
163 derivatives cross-linked via an unsaturated hydrocarbon chain formed by cleavage of
164 the cycloalkene.
165
- 166 29. The polymer of claim 27, wherein the polymer is amphiphilic.
167
- 168 30. The polymer of claim 27, wherein the polymer is ordered in two or three dimensions.
169

170 31. The polymer of claim 27, wherein the polymer is in the form of a monolayer or
171 multilayer film.

172

173 32. A polymer comprising a repeating unit having the structure

174
$$\text{=}(=\text{C}-\text{CR}^1-\text{CR}^2-\text{C}=\text{)=}$$
,

175 where:

176 R^1 is hydrophobic and comprises a substituted or unsubstituted alkyl group having at
177 least one carbon atom or a substituted or unsubstituted alkenyl group having at
178 least two carbon atoms, and

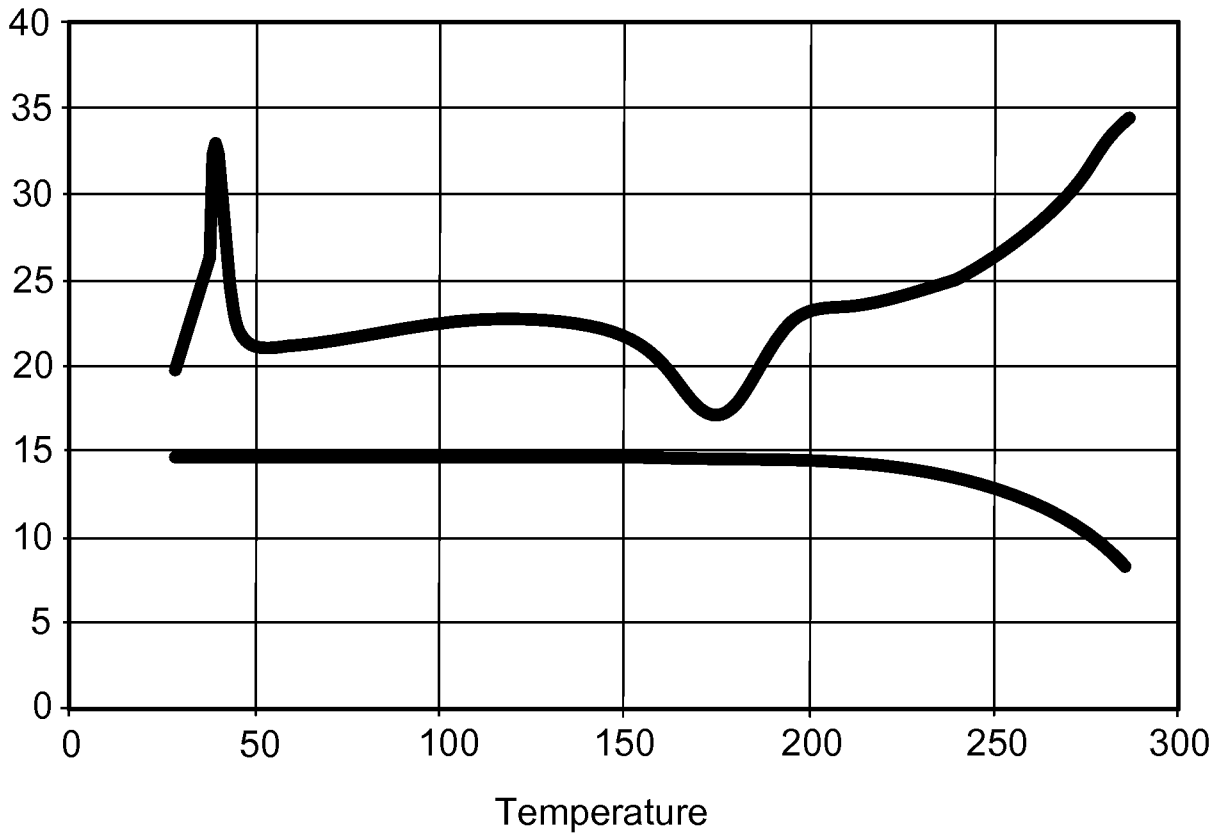
179 R^2 is hydrophilic and comprises a substituted alkyl group having at least one carbon
180 atom or a substituted alkenyl group having at least two carbon atoms.

181

182 33. The polymer of claim 32, wherein the substituted alkyl group or substituted alkenyl
183 group of R_2 comprises a hydroxyl group, an ester group, an aldehyde group, a
184 carboxyl group, a sulfhydryl group, an amine group, an amide group, a carbamide
185 group, or a phosphate group.

186 34. A method comprising polymerizing a multiplicity of amphiphilic cycloalkane-
187 containing fatty acid derivatives to yield a polymer comprising carbon-carbon double-
188 bonds.

1/4



2/4

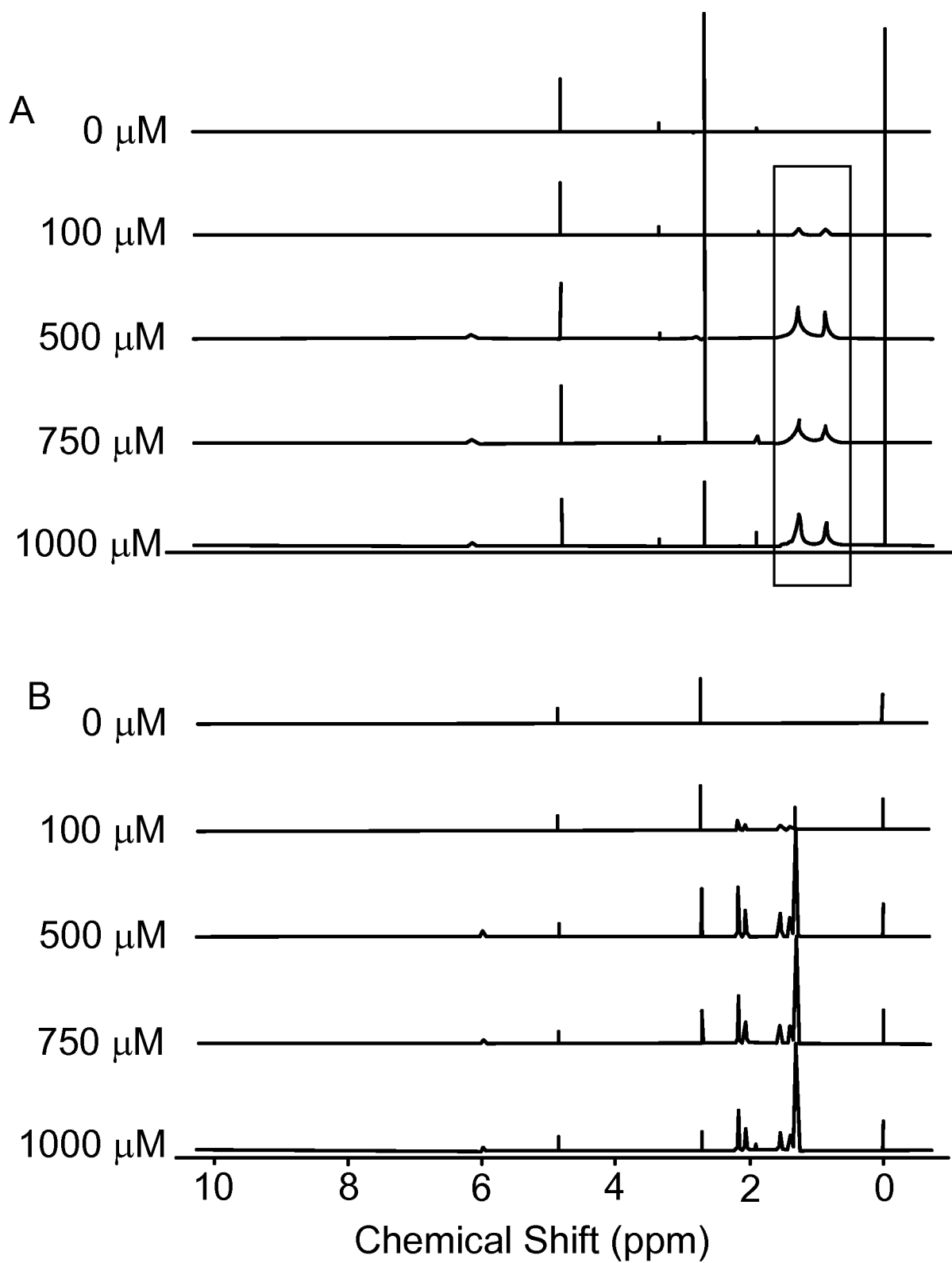


FIG. 2

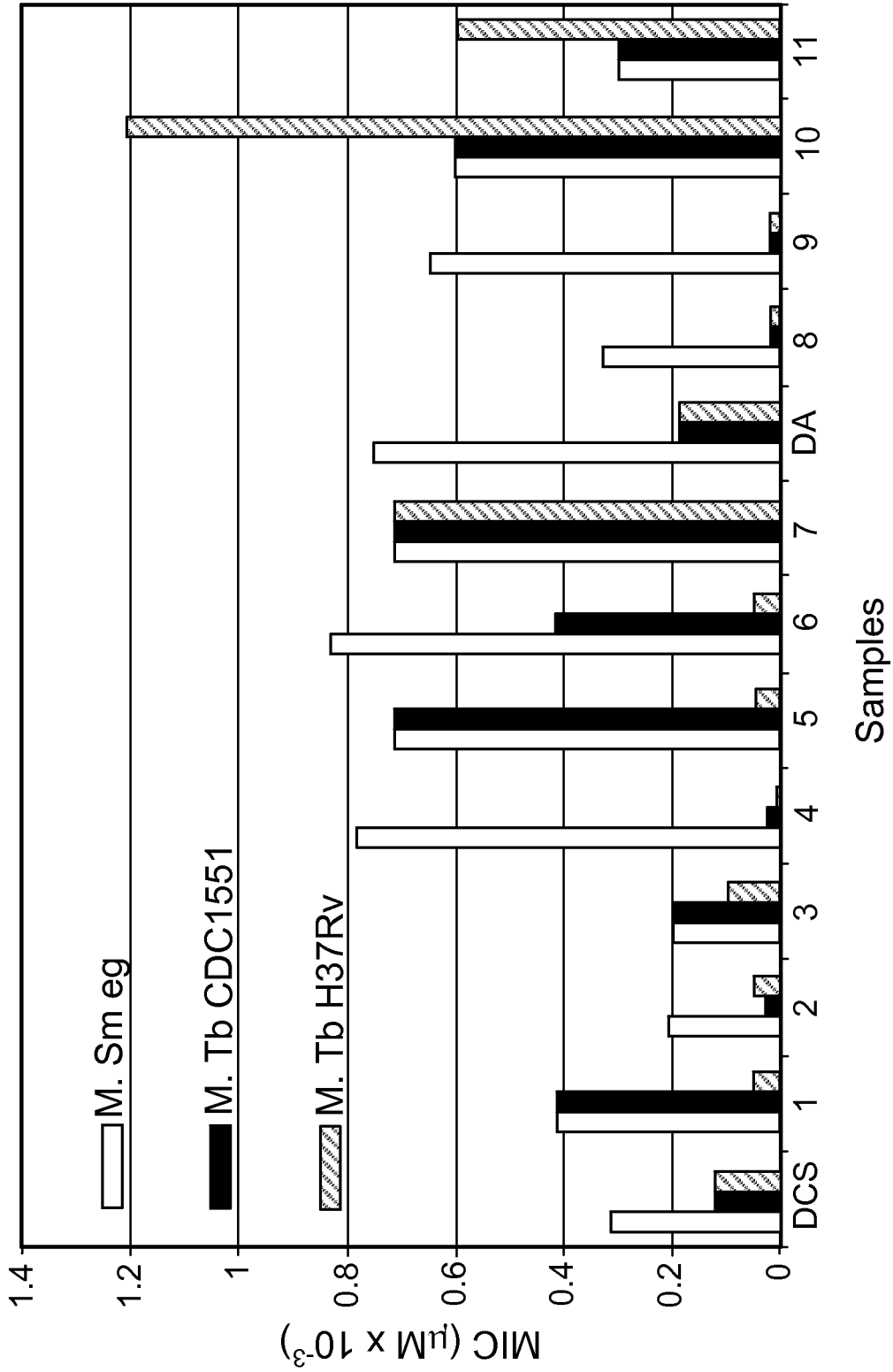


FIG. 3

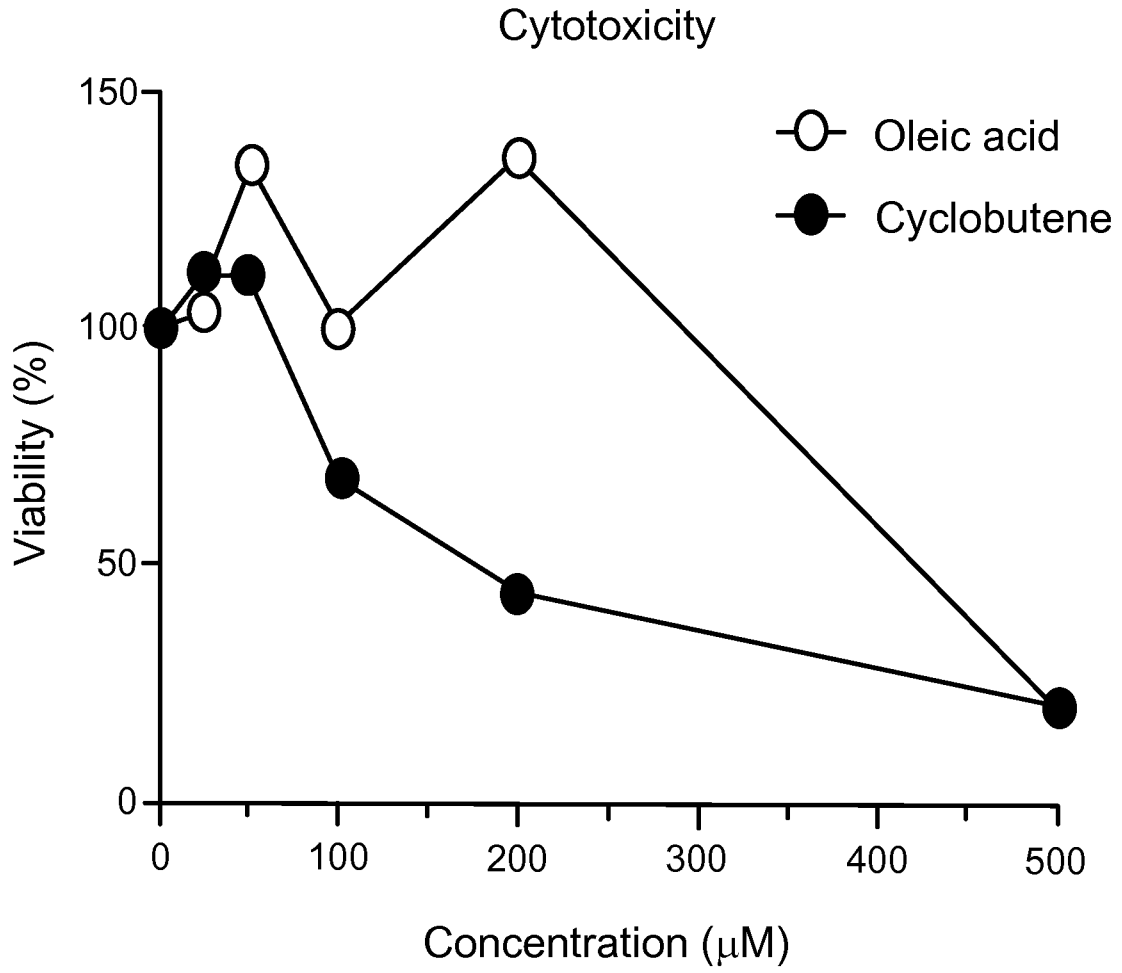


FIG. 4

A. CLASSIFICATION OF SUBJECT MATTER

C07C 53/134(2006.01)i, C07C 49/39(2006.01)i, C07C 13/06(2006.01)i

According to International Patent Classification (IPC) or to both national classification and IPC

B. FIELDS SEARCHEDMinimum documentation searched (classification system followed by classification symbols)
C07C 53/134; C07C 49/493; C07B 57/00; C07C 45/70; C07C 49/707; C07C 49/39; C07C 13/06Documentation searched other than minimum documentation to the extent that such documents are included in the fields searched
Korean utility models and applications for utility models
Japanese utility models and applications for utility modelsElectronic data base consulted during the international search (name of data base and, where practicable, search terms used)
eKOMPASS(KIPO internal) & Keywords: cyclobutyl, cyclobutenyl, cyclobutanone, cyclobutane carboxylic acid**C. DOCUMENTS CONSIDERED TO BE RELEVANT**

Category*	Citation of document, with indication, where appropriate, of the relevant passages	Relevant to claim No.
X A	WO 99-12881 A1 (KYOWA YUKA CO., LTD.) 18 March 1999 See abstract, pages 1-18, claims 1-6.	1-3, 8, 10, 11 4-7, 9, 12-14, 18-34
X A	JP 06-116198A (NIPPON KAYAKU CO., LTD.) 26 April 1994 See abstract, pages 1-4, claim 1.	1, 2, 8, 10, 11 3-7, 9, 12-14, 18-34
X A	B.B.Damaskin "Adsorption Parameters of Cyclobutane Carboxylic Acid at the Interface of a Mercury Electrode with Aqueous Solutions of 0.4M Na2SO4 + 0.1M H2SO4" Russian Journal of Electrochemistry, 2006, Vol. 42, No. 9, pp. 990-994 See 990-994.	1-3, 8, 9, 10, 11 4-7, 12-14, 18-34

 Further documents are listed in the continuation of Box C. See patent family annex.

* Special categories of cited documents:

"A" document defining the general state of the art which is not considered to be of particular relevance

"E" earlier application or patent but published on or after the international filing date

"L" document which may throw doubts on priority claim(s) or which is cited to establish the publication date of citation or other special reason (as specified)

"O" document referring to an oral disclosure, use, exhibition or other means

"P" document published prior to the international filing date but later than the priority date claimed

"T" later document published after the international filing date or priority date and not in conflict with the application but cited to understand the principle or theory underlying the invention

"X" document of particular relevance; the claimed invention cannot be considered novel or cannot be considered to involve an inventive step when the document is taken alone

"Y" document of particular relevance; the claimed invention cannot be considered to involve an inventive step when the document is combined with one or more other such documents, such combination being obvious to a person skilled in the art

"&" document member of the same patent family


Date of the actual completion of the international search

30 September 2013 (30.09.2013)

Date of mailing of the international search report

30 September 2013 (30.09.2013)

Name and mailing address of the ISA/KR



Korean Intellectual Property Office
189 Cheongsu-ro, Seo-gu, Daejeon Metropolitan City,
302-701, Republic of Korea

Facsimile No. +82-42-472-7140

Authorized officer

KIM Ji Eun

Telephone No. +0424818155



Box No. II Observations where certain claims were found unsearchable (Continuation of item 2 of first sheet)

This international search report has not been established in respect of certain claims under Article 17(2)(a) for the following reasons:

1. Claims Nos.: 15-17
because they relate to subject matter not required to be searched by this Authority, namely:
Claims 15 to 17 pertain to methods for treating of the human body by therapy and thus relate to a subject matter which this International Searching Authority is not required to search, under Article 17(2)(a)(i) of the PCT and Rule 39.1(iv) of the Regulations under the PCT.
2. Claims Nos.:
because they relate to parts of the international application that do not comply with the prescribed requirements to such an extent that no meaningful international search can be carried out, specifically:
3. Claims Nos.:
because they are dependent claims and are not drafted in accordance with the second and third sentences of Rule 6.4(a).

Box No. III Observations where unity of invention is lacking (Continuation of item 3 of first sheet)

This International Searching Authority found multiple inventions in this international application, as follows:

1. As all required additional search fees were timely paid by the applicant, this international search report covers all searchable claims.
2. As all searchable claims could be searched without effort justifying an additional fee, this Authority did not invite payment of any additional fee.
3. As only some of the required additional search fees were timely paid by the applicant, this international search report covers only those claims for which fees were paid, specifically claims Nos.:
4. No required additional search fees were timely paid by the applicant. Consequently, this international search report is restricted to the invention first mentioned in the claims; it is covered by claims Nos.:

Remark on Protest

- The additional search fees were accompanied by the applicant's protest and, where applicable, the payment of a protest fee.
- The additional search fees were accompanied by the applicant's protest but the applicable protest fee was not paid within the time limit specified in the invitation.
- No protest accompanied the payment of additional search fees.

INTERNATIONAL SEARCH REPORT

Information on patent family members

International application No.

PCT/US2013/042897

Patent document cited in search report	Publication date	Patent family member(s)	Publication date
WO 99-12881 A1	18/03/1999	AT 401293 T	15/08/2008
		AU 725903 B2	26/10/2000
		AU 8998198 A	29/03/1999
		CA 2302381 A1	18/03/1999
		CA 2302381 C	15/05/2007
		CN 1134393 C0	14/01/2004
		CN 1258510 C	07/06/2006
		CN 1269778 A0	11/10/2000
		CN 1515535 A	28/07/2004
		DE 69839732 D1	28/08/2008
		EP 1010684 A1	21/06/2000
		EP 1010684 A4	19/12/2001
		EP 1010684 B1	16/07/2008
		EP 1676827 A2	05/07/2006
		EP 1676827 A3	26/07/2006
		JP 4111673 B2	02/07/2008
		JP W099-12881 A1	18/03/1999
		KR 10-0537409 B1	19/12/2005
		KR 10-0540989 B1	11/01/2006
		KR 10-0540990 B1	11/01/2006
		KR 20050106126 A	08/11/2005
KR 20050106127 A	08/11/2005		
US 6331653 B1	18/12/2001		
WO 99-12881 A1	18/03/1999		
JP 06-116198 A	26/04/1994	None	